

Product Datasheet

PSAT1 Antibody (GT2918) NBP3-13545

Unit Size: 100 ul

Store at 4C short term. Aliquot and store at -20C long term. Avoid freeze-thaw cycles.

www.novusbio.com



technical@novusbio.com

Protocols, Publications, Related Products, Reviews, Research Tools and Images at:
www.novusbio.com/NBP3-13545

Updated 3/8/2022 v.20.1

Earn rewards for product
reviews and publications.

Submit a publication at www.novusbio.com/publications

Submit a review at www.novusbio.com/reviews/destination/NBP3-13545



NBP3-13545

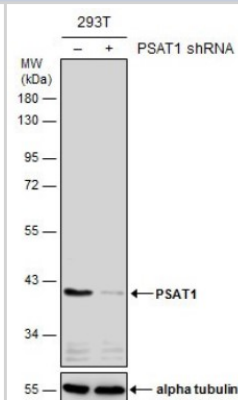
PSAT1 Antibody (GT2918)

Product Information	
Unit Size	100 ul
Concentration	Concentrations vary lot to lot. See vial label for concentration. If unlisted please contact technical services.
Storage	Store at 4C short term. Aliquot and store at -20C long term. Avoid freeze-thaw cycles.
Clonality	Monoclonal
Clone	GT2918
Preservative	No Preservative
Isotype	IgG2b
Purity	Protein A purified
Buffer	PBS
Product Description	
Host	Mouse
Gene ID	29968
Gene Symbol	PSAT1
Species	Human, Mouse
Reactivity Notes	Xenopus laevis (82%)
Immunogen	Recombinant protein encompassing a sequence within the center region of human PSAT1. The exact sequence is proprietary.
Notes	Centrifuge briefly prior to opening.
Product Application Details	
Applications	Western Blot, Immunohistochemistry, Immunohistochemistry-Paraffin
Recommended Dilutions	Western Blot, Immunohistochemistry, Immunohistochemistry-Paraffin

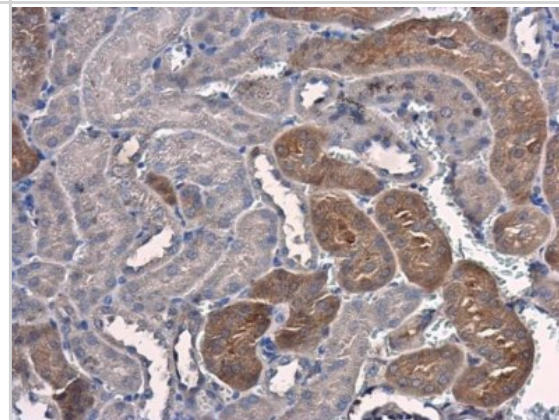


Images


Western Blot: PSAT1 Antibody (GT2918) [NBP3-13545] - Non-transfected (-) and transfected (+) 293T whole cell extracts (30 ug) were separated by 10% SDS-PAGE, and the membrane was blotted with PSAT1 antibody [GT2918] (NBP3-13545) diluted at 1:500.



Immunohistochemistry-Paraffin: PSAT1 Antibody (GT2918) [NBP3-13545] - PSAT1 antibody [GT2918] detects PSAT1 protein at cytoplasm in mouse kidney by immunohistochemical analysis. Sample: Paraffin-embedded mouse kidney. PSAT1 antibody [GT2918] (NBP3-13545) diluted at 1:200. Antigen Retrieval: Citrate buffer, pH 6.0, 15 min



Western Blot: PSAT1 Antibody (GT2918) [NBP3-13545] - Mouse tissue extract (50 ug) was separated by 10% SDS-PAGE, and the membrane was blotted with PSAT1 antibody [GT2918] (NBP3-13545) diluted at 1:500.





Novus Biologicals USA

10730 E. Briarwood Avenue
Centennial, CO 80112
USA
Phone: 303.730.1950
Toll Free: 1.888.506.6887
Fax: 303.730.1966
novus@novusbio.com

Bio-Techne Canada

21 Canmotor Ave
Toronto, ON M8Z 4E6
Canada
Phone: 905.827.6400
Toll Free: 855.668.8722
Fax: 905.827.6402
canada.inquires@bio-techne.com

Bio-Techne Ltd

19 Barton Lane
Abingdon Science Park
Abingdon, OX14 3NB, United Kingdom
Phone: (44) (0) 1235 529449
Free Phone: 0800 37 34 15
Fax: (44) (0) 1235 533420
info.EMEA@bio-techne.com

General Contact Information

www.novusbio.com
Technical Support: technical@novusbio.com
Orders: orders@novusbio.com
General: novus@novusbio.com

Products Related to NBP3-13545

HAF007	Goat anti-Mouse IgG Secondary Antibody [HRP (Horseradish Peroxidase)]
NB720-B	Rabbit anti-Mouse IgG (H+L) Secondary Antibody [Biotin]
NBP2-27231	Mouse IgG2b Isotype Control (MPC-11)
NBP1-78827-100ug	Recombinant Human PSAT1 His Protein

Limitations

This product is for research use only and is not approved for use in humans or in clinical diagnosis. Primary Antibodies are guaranteed for 1 year from date of receipt.

For more information on our 100% guarantee, please visit www.novusbio.com/guarantee

Earn gift cards/discounts by submitting a review: www.novusbio.com/reviews/submit/NBP3-13545

Earn gift cards/discounts by submitting a publication using this product:
www.novusbio.com/publications

