

Product Datasheet

Filamin B Antibody (GT1282) NBP3-13527

Unit Size: 100 ul

Store at 4C short term. Aliquot and store at -20C long term. Avoid freeze-thaw cycles.

www.novusbio.com



technical@novusbio.com

Protocols, Publications, Related Products, Reviews, Research Tools and Images at:
www.novusbio.com/NBP3-13527

Updated 3/8/2022 v.20.1

Earn rewards for product
reviews and publications.

Submit a publication at www.novusbio.com/publications

Submit a review at www.novusbio.com/reviews/destination/NBP3-13527



NBP3-13527

Filamin B Antibody (GT1282)

Product Information	
Unit Size	100 ul
Concentration	Concentrations vary lot to lot. See vial label for concentration. If unlisted please contact technical services.
Storage	Store at 4C short term. Aliquot and store at -20C long term. Avoid freeze-thaw cycles.
Clonality	Monoclonal
Clone	GT1282
Preservative	No Preservative
Isotype	IgG1
Purity	Protein G purified
Buffer	PBS

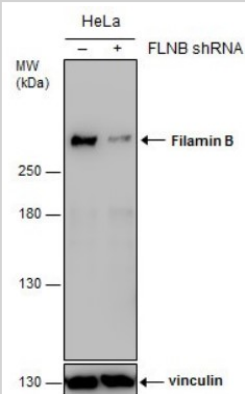
Product Description	
Host	Mouse
Gene ID	2317
Gene Symbol	FLNB
Species	Human, Rat
Immunogen	Recombinant protein encompassing a sequence within the N-terminus region of human Filamin B. The exact sequence is proprietary.
Notes	Centrifuge briefly prior to opening.

Product Application Details	
Applications	Western Blot, Immunohistochemistry, Immunohistochemistry-Paraffin
Recommended Dilutions	Western Blot, Immunohistochemistry, Immunohistochemistry-Paraffin

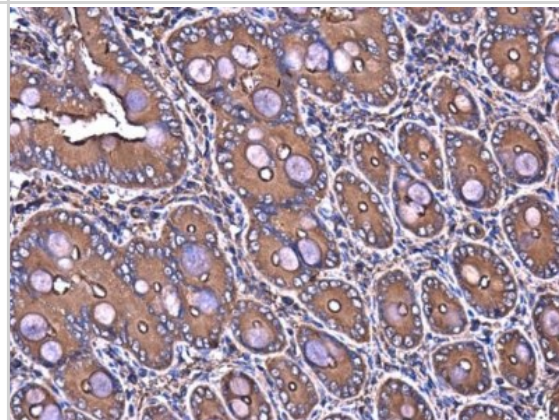


Images


Western Blot: Filamin B Antibody (GT1282) [NBP3-13527] - Non-transfected (-) and transfected (+) HeLa whole cell extracts (30 ug) were separated by 5% SDS-PAGE, and the membrane was blotted with Filamin B antibody [GT1282] (NBP3-13527) diluted at 1:1000.



Immunohistochemistry-Paraffin: Filamin B Antibody (GT1282) [NBP3-13527] - Filamin B antibody [GT1282] detects Filamin B protein at cytoplasm in rat duodenum by immunohistochemical analysis. Sample: Paraffin-embedded rat duodenum. Filamin B antibody [GT1282] (NBP3-13527) diluted at 1:250. Antigen Retrieval: Citrate buffer, pH 6.0, 15 min



Western Blot: Filamin B Antibody (GT1282) [NBP3-13527] - Various whole cell extracts (30 ug) were separated by 5% SDS-PAGE, and the membrane was blotted with Filamin B antibody [GT1282] (NBP3-13527) diluted at 1:1000.





Novus Biologicals USA

10730 E. Briarwood Avenue
Centennial, CO 80112
USA

Phone: 303.730.1950
Toll Free: 1.888.506.6887
Fax: 303.730.1966
novus@novusbio.com

Bio-Techne Canada

21 Canmotor Ave
Toronto, ON M8Z 4E6
Canada

Phone: 905.827.6400
Toll Free: 855.668.8722
Fax: 905.827.6402
canada.inquires@bio-techne.com

Bio-Techne Ltd

19 Barton Lane
Abingdon Science Park
Abingdon, OX14 3NB, United Kingdom

Phone: (44) (0) 1235 529449
Free Phone: 0800 37 34 15
Fax: (44) (0) 1235 533420
info.EMEA@bio-techne.com

General Contact Information

www.novusbio.com
Technical Support: technical@novusbio.com
Orders: orders@novusbio.com
General: novus@novusbio.com

Products Related to NBP3-13527

HAF007	Goat anti-Mouse IgG Secondary Antibody [HRP (Horseradish Peroxidase)]
NB720-B	Rabbit anti-Mouse IgG (H+L) Secondary Antibody [Biotin]
NBP1-97005-0.5mg	Mouse IgG1 Isotype Control (MG1)
H00002317-Q01-10ug	Recombinant Human Filamin B GST (N-Term) Protein

Limitations

This product is for research use only and is not approved for use in humans or in clinical diagnosis. Primary Antibodies are guaranteed for 1 year from date of receipt.

For more information on our 100% guarantee, please visit www.novusbio.com/guarantee

Earn gift cards/discounts by submitting a review: www.novusbio.com/reviews/submit/NBP3-13527

Earn gift cards/discounts by submitting a publication using this product:
www.novusbio.com/publications

