

Product Datasheet

Dengue Virus 2 Envelope Antibody (GT214) - Azide and BSA Free NBP3-13487

Unit Size: 100 ul

Store at 4C short term. Aliquot and store at -20C long term. Avoid freeze-thaw cycles.

www.novusbio.com



technical@novusbio.com

Protocols, Publications, Related Products, Reviews, Research Tools and Images at:
www.novusbio.com/NBP3-13487

Updated 3/3/2025 v.20.1

Earn rewards for product reviews and publications.

Submit a publication at www.novusbio.com/publications

Submit a review at www.novusbio.com/reviews/destination/NBP3-13487




NBP3-13487**Dengue Virus 2 Envelope Antibody (GT214) - Azide and BSA Free**

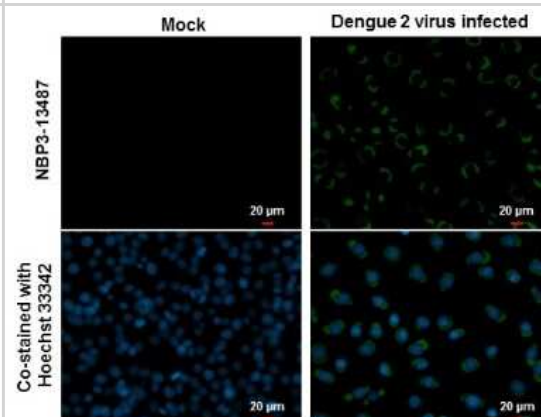
Product Information	
Unit Size	100 ul
Concentration	Concentrations vary lot to lot. See vial label for concentration. If unlisted please contact technical services.
Storage	Store at 4C short term. Aliquot and store at -20C long term. Avoid freeze-thaw cycles.
Clonality	Monoclonal
Clone	GT214
Preservative	No Preservative
Isotype	IgG2a
Purity	Protein G purified
Buffer	PBS
Product Description	
Description	Centrifuge briefly prior to opening.
Host	Mouse
Species	Virus
Reactivity Notes	Dengue virus
Immunogen	Recombinant protein encompassing a sequence within the center region of Dengue Virus 2 Envelope (Dengue virus 2 (strain 16681 PDK 53)). The exact sequence is proprietary.
Product Application Details	
Applications	Western Blot, Immunocytochemistry/ Immunofluorescence
Recommended Dilutions	Western Blot, Immunocytochemistry/ Immunofluorescence

Images

Western Blot: Dengue Virus 2 Envelope Antibody (GT214) [NBP3-13487] - Envelop protein (Dengue virus 2) antibody [GT214] detects Envelop protein (Dengue virus 2) protein by western blot analysis. A. 30 ug BHK21 whole cell lysate/extract B. 30 ug whole cell lysate/extract of Dengue virus type 2 infected BHK21 cells C. 30 ug whole cell lysate/extract of Japanese encephalitis virus infected BHK21 cells 12% SDS-PAGE Envelop protein (Dengue virus 2) antibody [GT214] (NBP3-13487) dilution: 1:5000 The HRP-conjugated anti-mouse IgG antibody (NBP2-19382) was used to detect the primary antibody.

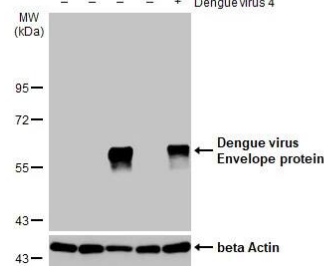


Immunocytochemistry/Immunofluorescence: Dengue Virus 2 Envelope Antibody (GT214) [NBP3-13487] - Envelope protein (Dengue virus) antibody [GT214] detects Envelope protein (Dengue virus) protein at cytoplasm by immunofluorescent analysis. Samples: BHK-21 cells mock (left) and infected with Dengue virus 2 (right) were fixed in paraformaldehyde. Green: Envelope protein (Dengue virus) protein stained by Envelope protein (Dengue virus) antibody [GT214] (NBP3-13487) diluted at 1:2000. Blue: Hoechst 33342 staining.

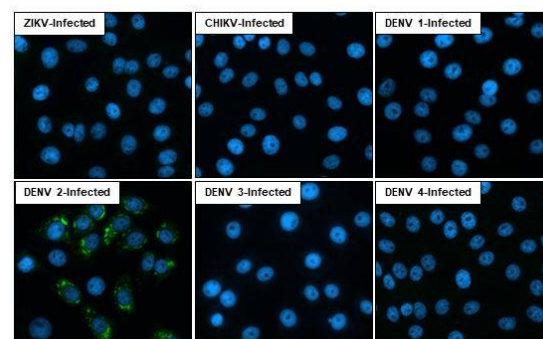


Western Blot: Dengue Virus 2 Envelope Antibody (GT214) [NBP3-13487] - Non-infected (-) and infected (+) BHK-21 whole cell extracts were separated by 10% SDS-PAGE, and the membrane was blotted with Dengue Virus 2 Envelope antibody [GT214] (NBP3-13487) diluted at 1:5000. The HRP-conjugated anti-mouse IgG antibody was used to detect the primary antibody.

BHK-21				
-	+	-	-	Dengue virus 1
-	-	+	-	Dengue virus 2
-	-	-	+	Dengue virus 3
-	-	-	+	Dengue virus 4



Immunofluorescent analysis of Dengue virus infected cells using Dengue virus Envelope protein antibody [GT214] antibody (NBP3-13487). Sample: Multiple virus infected cells slide. Green: Dengue virus Envelope protein antibody [GT214] antibody (NBP3-13487) diluted at 1:100. Blue: Fluoroshield with DAPI .





Novus Biologicals USA

10730 E. Briarwood Avenue
Centennial, CO 80112
USA
Phone: 303.730.1950
Toll Free: 1.888.506.6887
Fax: 303.730.1966
nb-customerservice@bio-techne.com

Bio-Techne Canada

21 Canmotor Ave
Toronto, ON M8Z 4E6
Canada
Phone: 905.827.6400
Toll Free: 855.668.8722
Fax: 905.827.6402
canada.inquires@bio-techne.com

Bio-Techne Ltd

19 Barton Lane
Abingdon Science Park
Abingdon, OX14 3NB, United Kingdom
Phone: (44) (0) 1235 529449
Free Phone: 0800 37 34 15
Fax: (44) (0) 1235 533420
info.EMEA@bio-techne.com

General Contact Information

www.novusbio.com
Technical Support: nb-technical@bio-techne.com
Orders: nb-customerservice@bio-techne.com
General: novus@novusbio.com

Products Related to NBP3-13487

HAF007	Goat anti-Mouse IgG Secondary Antibody [HRP]
NB720-B	Rabbit anti-Mouse IgG (H+L) Secondary Antibody [Biotin]
NBP1-96778	Mouse IgG2a Isotype Control (M2A)

Limitations

This product is for research use only and is not approved for use in humans or in clinical diagnosis. Primary Antibodies are guaranteed for 1 year from date of receipt.

For more information on our 100% guarantee, please visit www.novusbio.com/guarantee

Earn gift cards/discounts by submitting a review: www.novusbio.com/reviews/submit/NBP3-13487

Earn gift cards/discounts by submitting a publication using this product:
www.novusbio.com/publications

