

Product Datasheet

Acetyl-CoA Carboxylase alpha/ACACA [p Ser79] Antibody - Azide Free NBP3-13324

Unit Size: 100 ul

Store at 4C short term. Aliquot and store at -20C long term. Avoid freeze-thaw cycles.

www.novusbio.com



technical@novusbio.com

Protocols, Publications, Related Products, Reviews, Research Tools and Images at:
www.novusbio.com/NBP3-13324

Updated 2/25/2025 v.20.1

Earn rewards for product
reviews and publications.

Submit a publication at www.novusbio.com/publications

Submit a review at www.novusbio.com/reviews/destination/NBP3-13324



NBP3-13324**Acetyl-CoA Carboxylase alpha/ACACA [p Ser79] Antibody - Azide Free**

Product Information	
Unit Size	100 ul
Concentration	Concentrations vary lot to lot. See vial label for concentration. If unlisted please contact technical services.
Storage	Store at 4C short term. Aliquot and store at -20C long term. Avoid freeze-thaw cycles.
Clonality	Polyclonal
Preservative	0.025% Proclin 300
Isotype	IgG
Purity	Antigen Affinity-purified
Buffer	PBS, 1% BSA, 20% Glycerol
Target Molecular Weight	265 kDa

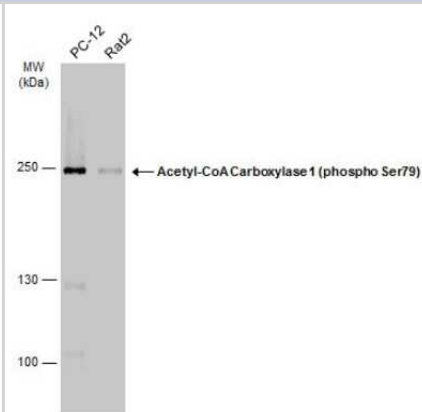
Product Description	
Description	Centrifuge briefly prior to opening.
Host	Rabbit
Gene ID	31
Gene Symbol	ACACA
Species	Human, Mouse, Rat
Immunogen	Carrier-protein conjugated synthetic peptide surrounding phospho Ser79 of rat Acetyl-CoA Carboxylase alpha/ACACA. The exact sequence is proprietary.

Product Application Details	
Applications	Western Blot
Recommended Dilutions	Western Blot 1:500-1:3000




Images

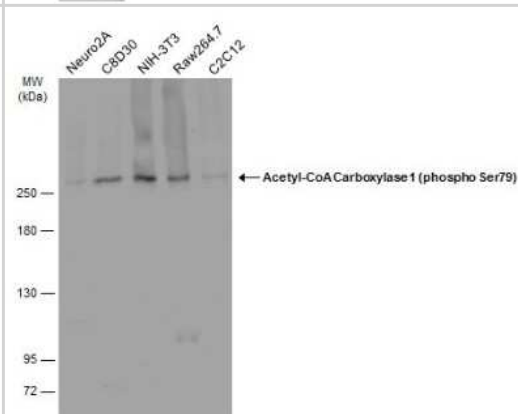
Western Blot: Acetyl-CoA Carboxylase alpha/ACACA [p Ser79] Antibody [NBP3-13324] - Various whole cell extracts (30 ug) were separated by 5% SDS-PAGE, and the membrane was blotted with Acetyl-CoA Carboxylase alpha/ACACA (phospho Ser79) antibody (NBP3-13324) diluted at 1:500. The HRP-conjugated anti-rabbit IgG antibody (NBP2-19301) was used to detect the primary antibody.



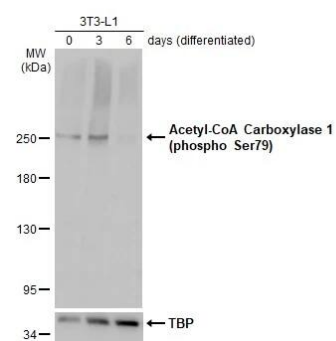
Western Blot: Acetyl-CoA Carboxylase alpha/ACACA [p Ser79] Antibody [NBP3-13324] - Untreated (-) and treated (+) 293T whole cell extracts (30 ug) were separated by 5% SDS-PAGE, and the membrane was blotted with Acetyl-CoA Carboxylase alpha/ACACA (phospho Ser79) antibody (NBP3-13324) diluted at 1:500. The HRP-conjugated anti-rabbit IgG antibody (NBP2-19301) was used to detect the primary antibody.



Western Blot: Acetyl-CoA Carboxylase alpha/ACACA [p Ser79] Antibody [NBP3-13324] - Various whole cell extracts (30 ug) were separated by 5% SDS-PAGE, and the membrane was blotted with Acetyl-CoA Carboxylase alpha/ACACA (phospho Ser79) antibody (NBP3-13324) diluted at 1:500. The HRP-conjugated anti-rabbit IgG antibody (NBP2-19301) was used to detect the primary antibody.



Western Blot: Acetyl-CoA Carboxylase alpha/ACACA [p Ser79] Antibody [NBP3-13324] - Various whole cell extracts (30 ug) were separated by 5% SDS-PAGE, and the membrane was blotted with Acetyl-CoA Carboxylase alpha/ACACA antibody (NBP3-13324) diluted at 1:500. The HRP-conjugated anti-rabbit IgG antibody was used to detect the primary antibody.





Novus Biologicals USA

10730 E. Briarwood Avenue
Centennial, CO 80112
USA
Phone: 303.730.1950
Toll Free: 1.888.506.6887
Fax: 303.730.1966
nb-customerservice@bio-techne.com

Bio-Techne Canada

21 Canmotor Ave
Toronto, ON M8Z 4E6
Canada
Phone: 905.827.6400
Toll Free: 855.668.8722
Fax: 905.827.6402
canada.inquires@bio-techne.com

Bio-Techne Ltd

19 Barton Lane
Abingdon Science Park
Abingdon, OX14 3NB, United Kingdom
Phone: (44) (0) 1235 529449
Free Phone: 0800 37 34 15
Fax: (44) (0) 1235 533420
info.EMEA@bio-techne.com

General Contact Information

www.novusbio.com
Technical Support: nb-technical@bio-techne.com
Orders: nb-customerservice@bio-techne.com
General: novus@novusbio.com

Products Related to NBP3-13324

HAF008	Goat anti-Rabbit IgG Secondary Antibody [HRP]
NB7160	Goat anti-Rabbit IgG (H+L) Secondary Antibody [HRP]
NBP2-24891	Rabbit IgG Isotype Control
H00000031-Q01-10ug	Recombinant Human Acetyl-CoA Carboxylase alpha/ACACA GST (N-Term) Protein

Limitations

This product is for research use only and is not approved for use in humans or in clinical diagnosis. Primary Antibodies are guaranteed for 1 year from date of receipt.

For more information on our 100% guarantee, please visit www.novusbio.com/guarantee

Earn gift cards/discounts by submitting a review: www.novusbio.com/reviews/submit/NBP3-13324

Earn gift cards/discounts by submitting a publication using this product:
www.novusbio.com/publications

