

Product Datasheet

Methionyl tRNA synthetase Antibody NBP3-13217

Unit Size: 100 ul

Store at 4C short term. Aliquot and store at -20C long term. Avoid freeze-thaw cycles.

www.novusbio.com



technical@novusbio.com

Protocols, Publications, Related Products, Reviews, Research Tools and Images at:
www.novusbio.com/NBP3-13217

Updated 10/7/2024 v.20.1

Earn rewards for product
reviews and publications.

Submit a publication at www.novusbio.com/publications

Submit a review at www.novusbio.com/reviews/destination/NBP3-13217



NBP3-13217

Methionyl tRNA synthetase Antibody

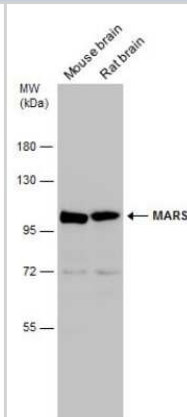
Product Information	
Unit Size	100 ul
Concentration	Concentrations vary lot to lot. See vial label for concentration. If unlisted please contact technical services.
Storage	Store at 4C short term. Aliquot and store at -20C long term. Avoid freeze-thaw cycles.
Clonality	Polyclonal
Preservative	0.025% Proclin 300
Isotype	IgG
Purity	Antigen Affinity-purified
Buffer	PBS (pH 7), 20% Glycerol, 1% BSA

Product Description	
Description	Centrifuge briefly prior to opening.
Host	Rabbit
Gene ID	4141
Gene Symbol	MARS1
Species	Mouse, Rat
Immunogen	Recombinant protein encompassing a sequence within the center region of mouse Methionyl tRNA synthetase. The exact sequence is proprietary.

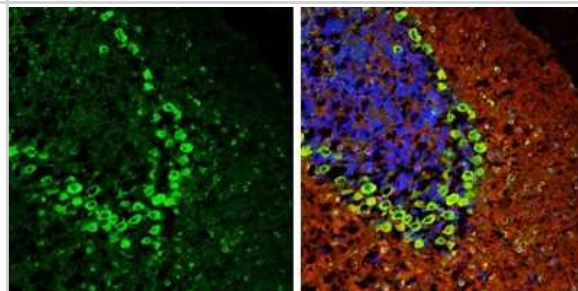
Product Application Details	
Applications	Western Blot, Immunohistochemistry, Immunohistochemistry-Frozen, Immunohistochemistry-Paraffin
Recommended Dilutions	Western Blot, Immunohistochemistry, Immunohistochemistry-Paraffin, Immunohistochemistry-Frozen

Images

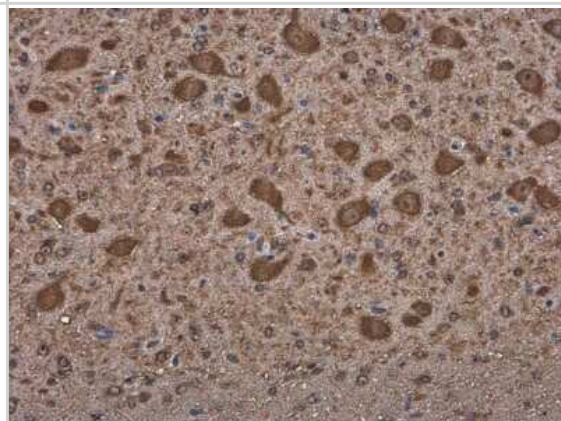
Western Blot: Methionyl tRNA synthetase Antibody [NBP3-13217] - Various tissue extracts (50 ug) were separated by 7.5% SDS-PAGE, and the membrane was blotted with Methionyl tRNA synthetase antibody (NBP3-13217) diluted at 1:1000.



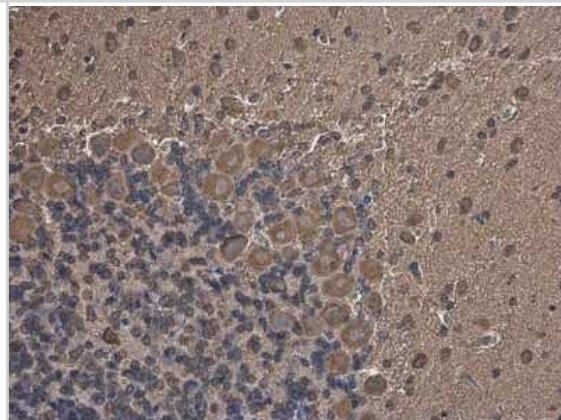
Immunohistochemistry-Frozen: Methionyl tRNA synthetase Antibody [NBP3-13217] - Methionyl tRNA synthetase antibody detects Methionyl tRNA synthetase protein expression by immunohistochemical analysis. Sample: Frozen-sectioned adult mouse cerebellum. Green: Methionyl tRNA synthetase protein stained by Methionyl tRNA synthetase antibody (NBP3-13217) diluted at 1:250. Red: beta Tubulin 3/ TUJ1, stained by beta Tubulin 3/ Tuj1 antibody [GT886] (NBP2-43561) diluted at 1:500. Blue: Fluoroshield with DAPI.



Immunohistochemistry-Paraffin: Methionyl tRNA synthetase Antibody [NBP3-13217] - Methionyl tRNA synthetase antibody detects Methionyl tRNA synthetase protein at cytoplasm in mouse brain by immunohistochemical analysis. Sample: Paraffin-embedded mouse brain. Methionyl tRNA synthetase antibody (NBP3-13217) diluted at 1:500. Antigen Retrieval: Citrate buffer, pH 6.0, 15 min



Immunohistochemistry-Paraffin: Methionyl tRNA synthetase Antibody [NBP3-13217] - Methionyl tRNA synthetase antibody detects Methionyl tRNA synthetase protein at cytoplasm in rat brain by immunohistochemical analysis. Sample: Paraffin-embedded rat brain. Methionyl tRNA synthetase antibody (NBP3-13217) diluted at 1:500. Antigen Retrieval: Citrate buffer, pH 6.0, 15 min





Novus Biologicals USA

10730 E. Briarwood Avenue
Centennial, CO 80112
USA
Phone: 303.730.1950
Toll Free: 1.888.506.6887
Fax: 303.730.1966
nb-customerservice@bio-techne.com

Bio-Techne Canada

21 Canmotor Ave
Toronto, ON M8Z 4E6
Canada
Phone: 905.827.6400
Toll Free: 855.668.8722
Fax: 905.827.6402
canada.inquires@bio-techne.com

Bio-Techne Ltd

19 Barton Lane
Abingdon Science Park
Abingdon, OX14 3NB, United Kingdom
Phone: (44) (0) 1235 529449
Free Phone: 0800 37 34 15
Fax: (44) (0) 1235 533420
info.EMEA@bio-techne.com

General Contact Information

www.novusbio.com
Technical Support: nb-technical@bio-techne.com
Orders: nb-customerservice@bio-techne.com
General: novus@novusbio.com

Products Related to NBP3-13217

HAF008	Goat anti-Rabbit IgG Secondary Antibody [HRP]
NB7160	Goat anti-Rabbit IgG (H+L) Secondary Antibody [HRP]
NBP2-24891	Rabbit IgG Isotype Control
NBP1-87730PEP	Methionyl tRNA synthetase Recombinant Protein Antigen

Limitations

This product is for research use only and is not approved for use in humans or in clinical diagnosis. Primary Antibodies are guaranteed for 1 year from date of receipt.

For more information on our 100% guarantee, please visit www.novusbio.com/guarantee

Earn gift cards/discounts by submitting a review: www.novusbio.com/reviews/submit/NBP3-13217

Earn gift cards/discounts by submitting a publication using this product:
www.novusbio.com/publications

