

Product Datasheet

Zika virus Capsid Protein Antibody NBP3-13200

Unit Size: 100 ul

Store at 4C short term. Aliquot and store at -20C long term. Avoid freeze-thaw cycles.

www.novusbio.com



technical@novusbio.com

Protocols, Publications, Related Products, Reviews, Research Tools and Images at:
www.novusbio.com/NBP3-13200

Updated 6/14/2023 v.20.1

Earn rewards for product
reviews and publications.

Submit a publication at www.novusbio.com/publications

Submit a review at www.novusbio.com/reviews/destination/NBP3-13200



NBP3-13200**Zika virus Capsid Protein Antibody****Product Information**

Unit Size	100 ul
Concentration	Concentrations vary lot to lot. See vial label for concentration. If unlisted please contact technical services.
Storage	Store at 4C short term. Aliquot and store at -20C long term. Avoid freeze-thaw cycles.
Clonality	Polyclonal
Preservative	0.025% Proclin 300
Isotype	IgG
Purity	Antigen Affinity-purified
Buffer	PBS, 20% Glycerol (pH7)
Target Molecular Weight	12 kDa

Product Description


Description	Centrifuge briefly prior to opening.
Host	Rabbit
Species	Virus
Reactivity Notes	Zika virus
Immunogen	Full length Zika virus Capsid recombinant protein. (Zika virus (strain H/PF/2013))

Product Application Details

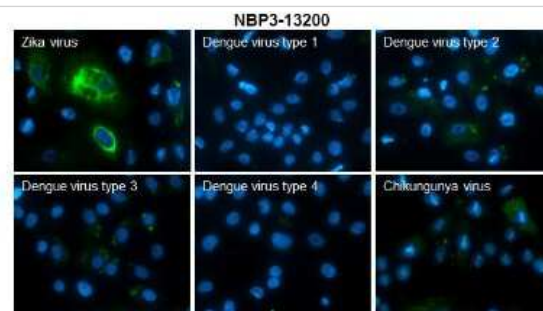
Applications	Western Blot, Immunocytochemistry/ Immunofluorescence
Recommended Dilutions	Western Blot 1:500-1:20000, Immunocytochemistry/ Immunofluorescence 1:100-1:1000

Images


Western Blot: Zika virus Capsid Protein Antibody [NBP3-13200] - Non-transfected (-) and transfected (+) 293T whole cell extracts (30 ug) were separated by 15% SDS-PAGE, and the membrane was blotted with Zika virus Capsid Protein (NBP3-13200) diluted at 1:10000. The HRP-conjugated anti-rabbit IgG antibody (NBP2-19301) was used to detect the primary antibody.




Immunocytochemistry/Immunofluorescence: Zika virus Capsid Protein Antibody [NBP3-13200] - Immunofluorescent analysis of arboviruses infected cells using Zika virus Capsid Protein antibody (NBP3-13200). Samples: EUROIMMUN Arboviral Fever Mosaic 2 slide (FR 2668-1010-1). Green: Zika virus Capsid Protein antibody (NBP3-13200) diluted at 1:500. Blue: Hoechst 33342 staining.



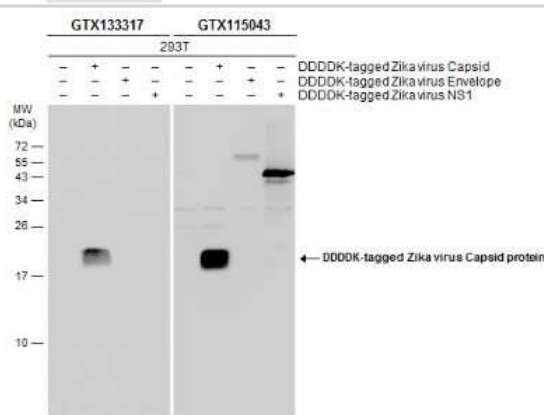
Western Blot: Zika virus Capsid Protein Antibody [NBP3-13200] - Non-infected (-) and infected (+) C6/36 whole cell extract (20 ug) were separated by 4-20% SDS-PAGE, and the membrane was blotted with Zika virus Capsid Protein (NBP3-13200) diluted at 1:10000.



Western Blot: Zika virus Capsid Protein Antibody [NBP3-13200] - Mock and infected Vero whole cell extracts (20 ug) were separated by 4-20% SDS-PAGE, and the membrane was blotted with Zika virus Capsid Protein (NBP3-13200) diluted at 1:2500.



Western Blot: Zika virus Capsid Protein Antibody [NBP3-13200] - Non-transfected (-) and transfected (+) 293T whole cell extracts (50 ug) were separated by 15% SDS-PAGE, and the membranes were blotted with Zika virus Capsid Protein antibody (NBP3-13200) diluted at 1:5000 and DDDDK tag antibody (NBP2-43574) diluted at 1:2000. The HRP-conjugated anti-rabbit IgG antibody (NBP2-19301) was used to detect the primary antibody.





Novus Biologicals USA

10730 E. Briarwood Avenue
Centennial, CO 80112
USA
Phone: 303.730.1950
Toll Free: 1.888.506.6887
Fax: 303.730.1966
nb-customerservice@bio-techne.com

Bio-Techne Canada

21 Canmotor Ave
Toronto, ON M8Z 4E6
Canada
Phone: 905.827.6400
Toll Free: 855.668.8722
Fax: 905.827.6402
canada.inquires@bio-techne.com

Bio-Techne Ltd

19 Barton Lane
Abingdon Science Park
Abingdon, OX14 3NB, United Kingdom
Phone: (44) (0) 1235 529449
Free Phone: 0800 37 34 15
Fax: (44) (0) 1235 533420
info.EMEA@bio-techne.com

General Contact Information

www.novusbio.com
Technical Support: nb-technical@bio-
techne.com
Orders: nb-customerservice@bio-techne.com
General: novus@novusbio.com

Products Related to NBP3-13200

HAF008	Goat anti-Rabbit IgG Secondary Antibody [HRP]
NB7160	Goat anti-Rabbit IgG (H+L) Secondary Antibody [HRP]
NBP2-24891	Rabbit IgG Isotype Control

Limitations

This product is for research use only and is not approved for use in humans or in clinical diagnosis. Primary Antibodies are guaranteed for 1 year from date of receipt.

For more information on our 100% guarantee, please visit www.novusbio.com/guarantee

Earn gift cards/discounts by submitting a review: www.novusbio.com/reviews/submit/NBP3-13200

Earn gift cards/discounts by submitting a publication using this product:
www.novusbio.com/publications

