

# Product Datasheet

## Osteocalcin Antibody NBP3-13133

Unit Size: 100 ul

Store at 4C short term. Aliquot and store at -20C long term. Avoid freeze-thaw cycles.

[www.novusbio.com](http://www.novusbio.com)



[technical@novusbio.com](mailto:technical@novusbio.com)

Protocols, Publications, Related Products, Reviews, Research Tools and Images at:  
[www.novusbio.com/NBP3-13133](http://www.novusbio.com/NBP3-13133)

Updated 6/14/2023 v.20.1

Earn rewards for product  
reviews and publications.

Submit a publication at [www.novusbio.com/publications](http://www.novusbio.com/publications)

Submit a review at [www.novusbio.com/reviews/destination/NBP3-13133](http://www.novusbio.com/reviews/destination/NBP3-13133)



**NBP3-13133**

## Osteocalcin Antibody

| Product Information     |  |
|-------------------------|--|
| Unit Size               | 100 ul   |
| Concentration           | Concentrations vary lot to lot. See vial label for concentration. If unlisted please contact technical services. |
| Storage                 | Store at 4C short term. Aliquot and store at -20C long term. Avoid freeze-thaw cycles.                           |
| Clonality               | Polyclonal   |
| Preservative            | 0.025% Proclin 300   |
| Isotype                 | IgG  |
| Purity                  | Antigen Affinity-purified  |
| Buffer                  | PBS, 20% Glycerol (pH7)  |
| Target Molecular Weight | 11 kDa   |

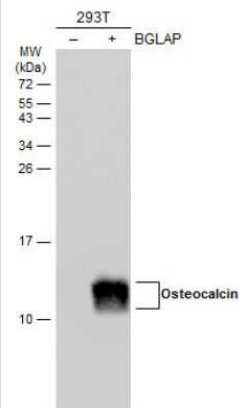
| Product Description |   |
|---------------------|---|
| Description         | Centrifuge briefly prior to opening.  |
| Host                | Rabbit  |
| Gene Symbol         | BGLAP   |
| Species             | Human   |
| Reactivity Notes    | Chicken (81%)   |
| Immunogen           | Recombinant protein encompassing a sequence within the Center region of human Osteocalcin. The exact sequence is proprietary. |

| Product Application Details |   |
|-----------------------------|---|
| Applications                | Western Blot, ELISA                               |
| Recommended Dilutions       | Western Blot 1:1000-1:10000, ELISA 1:1000-1:10000 |

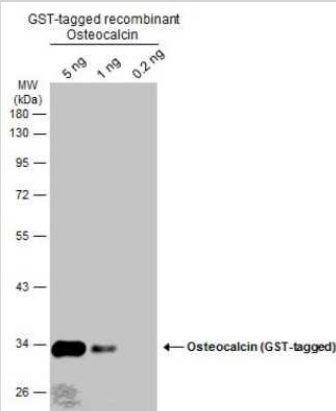


## Images

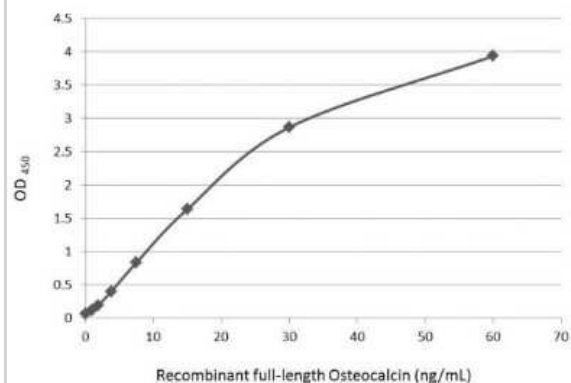
Western Blot: Osteocalcin Antibody [NBP3-13133] - Non-transfected (-) and transfected (+) 293T whole cell extracts (30 ug) were separated by 15% SDS-PAGE, and the membrane was blotted with Osteocalcin antibody (NBP3-13133) diluted at 1:5000. The HRP-conjugated anti-rabbit IgG antibody (NBP2-19301) was used to detect the primary antibody.



Western Blot: Osteocalcin Antibody [NBP3-13133] - Recombinant Osteocalcin were separated by 10% SDS-PAGE, and the membrane was blotted with Osteocalcin antibody (NBP3-13133) diluted at 1:1000. The HRP-conjugated anti-rabbit IgG antibody (NBP2-19301) was used to detect the primary antibody.



ELISA: Osteocalcin Antibody [NBP3-13133] - Indirect ELISA analysis was performed by coating plate with 50 uL of recombinant full-length Osteocalcin protein at concentrations ranging from 0.938 ng/mL to 60 ng/mL. The coated protein is detected with Osteocalcin antibody (NBP3-13133) at 1 ug/mL.





### **Novus Biologicals USA**

10730 E. Briarwood Avenue  
Centennial, CO 80112  
USA  
Phone: 303.730.1950  
Toll Free: 1.888.506.6887  
Fax: 303.730.1966  
nb-customerservice@bio-techne.com

### **Bio-Techne Canada**

21 Canmotor Ave  
Toronto, ON M8Z 4E6  
Canada  
Phone: 905.827.6400  
Toll Free: 855.668.8722  
Fax: 905.827.6402  
canada.inquires@bio-techne.com

### **Bio-Techne Ltd**

19 Barton Lane  
Abingdon Science Park  
Abingdon, OX14 3NB, United Kingdom  
Phone: (44) (0) 1235 529449  
Free Phone: 0800 37 34 15  
Fax: (44) (0) 1235 533420  
info.EMEA@bio-techne.com

### **General Contact Information**

www.novusbio.com  
Technical Support: nb-technical@bio-techne.com  
Orders: nb-customerservice@bio-techne.com  
General: novus@novusbio.com

### **Products Related to NBP3-13133**

---

|                    |   |
|--------------------|---|
| HAF008             | Goat anti-Rabbit IgG Secondary Antibody [HRP]       |
| NB7160             | Goat anti-Rabbit IgG (H+L) Secondary Antibody [HRP] |
| NBP2-24891         | Rabbit IgG Isotype Control                          |
| H00000632-P01-10ug | Recombinant Human Osteocalcin GST (N-Term) Protein  |

---

### **Limitations**

This product is for research use only and is not approved for use in humans or in clinical diagnosis. Primary Antibodies are guaranteed for 1 year from date of receipt.

For more information on our 100% guarantee, please visit [www.novusbio.com/guarantee](http://www.novusbio.com/guarantee)

Earn gift cards/discounts by submitting a review: [www.novusbio.com/reviews/submit/NBP3-13133](http://www.novusbio.com/reviews/submit/NBP3-13133)

Earn gift cards/discounts by submitting a publication using this product:  
[www.novusbio.com/publications](http://www.novusbio.com/publications)

