

Product Datasheet

BTK [p Tyr223] Antibody NBP3-12916

Unit Size: 100 ul

Store at 4C short term. Aliquot and store at -20C long term. Avoid freeze-thaw cycles.

www.novusbio.com



technical@novusbio.com

Protocols, Publications, Related Products, Reviews, Research Tools and Images at:
www.novusbio.com/NBP3-12916

Updated 5/1/2024 v.20.1

Earn rewards for product
reviews and publications.

Submit a publication at www.novusbio.com/publications

Submit a review at www.novusbio.com/reviews/destination/NBP3-12916



NBP3-12916


BTK [p Tyr223] Antibody

Product Information	
Unit Size	100 ul
Concentration	Concentrations vary lot to lot. See vial label for concentration. If unlisted please contact technical services.
Storage	Store at 4C short term. Aliquot and store at -20C long term. Avoid freeze-thaw cycles.
Clonality	Polyclonal
Preservative	0.025% Proclin 300
Isotype	IgG
Purity	Antigen Affinity-purified
Buffer	PBS (pH 7), 20% Glycerol, 1% BSA
Target Molecular Weight	76 kDa
Product Description	
Description	Centrifuge briefly prior to opening.
Host	Rabbit
Gene ID	695
Gene Symbol	BTK
Species	Human, Mouse, Rat
Immunogen	Carrier-protein conjugated synthetic peptide corresponding to residues around human BTK (phospho Tyr223). The exact sequence is proprietary.
Product Application Details	
Applications	Western Blot, Immunohistochemistry, Immunohistochemistry-Paraffin
Recommended Dilutions	Western Blot 1:1000-1:10000, Immunohistochemistry 1:100-1:1000, Immunohistochemistry-Paraffin 1:100-1:1000



Images

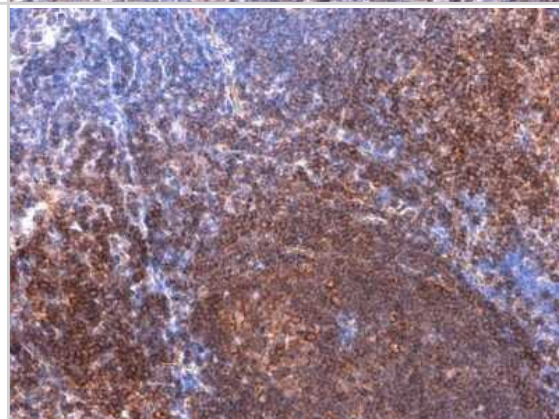
Western Blot: BTK [p Tyr223] Antibody [NBP3-12916] - Untreated (-) and treated (+) Raji whole cell extracts (1 ug) were separated by 7.5% SDS-PAGE, and the membrane was blotted with BTK (phospho Tyr223) antibody (NBP3-12916) diluted at 1:6000.



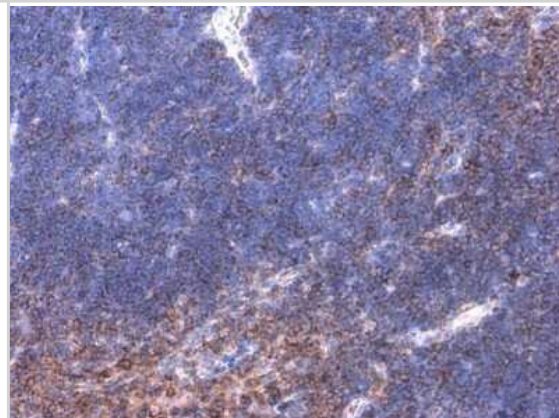
Immunohistochemistry-Paraffin: BTK [p Tyr223] Antibody [NBP3-12916] - Rat lymph node. BTK (phospho Tyr223) stained by BTK (phospho Tyr223) antibody (NBP3-12916) diluted at 1:500. Antigen Retrieval: Citrate buffer, pH 6.0, 15 min.



Immunohistochemistry-Paraffin: BTK [p Tyr223] Antibody [NBP3-12916] - Mouse spleen. BTK (phospho Tyr223) stained by BTK (phospho Tyr223) antibody (NBP3-12916) diluted at 1:500. Antigen Retrieval: Citrate buffer, pH 6.0, 15 min.



Immunohistochemistry-Paraffin: BTK [p Tyr223] Antibody [NBP3-12916] - Mouse thymus gland. BTK (phospho Tyr223) stained by BTK (phospho Tyr223) antibody (NBP3-12916) diluted at 1:500. Antigen Retrieval: Citrate buffer, pH 6.0, 15 min.





Novus Biologicals USA

10730 E. Briarwood Avenue
Centennial, CO 80112
USA
Phone: 303.730.1950
Toll Free: 1.888.506.6887
Fax: 303.730.1966
nb-customerservice@bio-techne.com

Bio-Techne Canada

21 Canmotor Ave
Toronto, ON M8Z 4E6
Canada
Phone: 905.827.6400
Toll Free: 855.668.8722
Fax: 905.827.6402
canada.inquires@bio-techne.com

Bio-Techne Ltd

19 Barton Lane
Abingdon Science Park
Abingdon, OX14 3NB, United Kingdom
Phone: (44) (0) 1235 529449
Free Phone: 0800 37 34 15
Fax: (44) (0) 1235 533420
info.EMEA@bio-techne.com

General Contact Information

www.novusbio.com
Technical Support: nb-technical@bio-techne.com
Orders: nb-customerservice@bio-techne.com
General: novus@novusbio.com

Products Related to NBP3-12916

HAF008	Goat anti-Rabbit IgG Secondary Antibody [HRP]
NB7160	Goat anti-Rabbit IgG (H+L) Secondary Antibody [HRP]
NBP2-24891	Rabbit IgG Isotype Control
NBP1-78295PEP	BTK [p Tyr223] Antibody Blocking Peptide

Limitations

This product is for research use only and is not approved for use in humans or in clinical diagnosis. Primary Antibodies are guaranteed for 1 year from date of receipt.

For more information on our 100% guarantee, please visit www.novusbio.com/guarantee

Earn gift cards/discounts by submitting a review: www.novusbio.com/reviews/submit/NBP3-12916

Earn gift cards/discounts by submitting a publication using this product:
www.novusbio.com/publications

