

Product Datasheet

PRRSV Nucleocapsid Antibody - BSA Free NBP3-12889

Unit Size: 100 ul

Store at 4C short term. Aliquot and store at -20C long term. Avoid freeze-thaw cycles.

www.novusbio.com



technical@novusbio.com

Protocols, Publications, Related Products, Reviews, Research Tools and Images at:
www.novusbio.com/NBP3-12889

Updated 8/26/2025 v.20.1

Earn rewards for product
reviews and publications.

Submit a publication at www.novusbio.com/publications

Submit a review at www.novusbio.com/reviews/destination/NBP3-12889



NBP3-12889**PRRSV Nucleocapsid Antibody - BSA Free**

Product Information	
Unit Size	100 ul
Concentration	Concentrations vary lot to lot. See vial label for concentration. If unlisted please contact technical services.
Storage	Store at 4C short term. Aliquot and store at -20C long term. Avoid freeze-thaw cycles.
Clonality	Polyclonal
Preservative	No Preservative
Isotype	IgG
Purity	Antigen Affinity-purified
Buffer	PBS

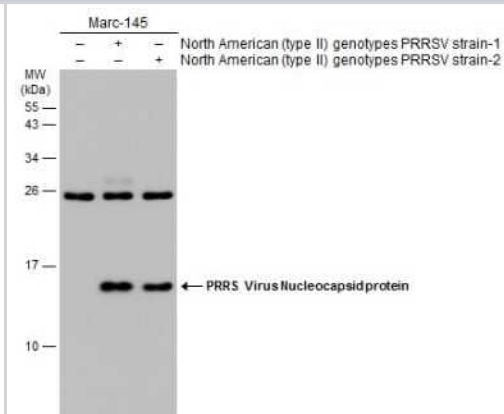
Product Description	
Description	Centrifuge briefly prior to opening.
Host	Rabbit
Species	Virus
Reactivity Notes	PRRS virus
Immunogen	Full length PRRS virus Nucleocapsid recombinant protein. (PRRS virus (strain US5))

Product Application Details	
Applications	Western Blot, Immunocytochemistry/ Immunofluorescence
Recommended Dilutions	Western Blot 1:1000-1:10000, Immunocytochemistry/ Immunofluorescence 1:100-1:1000

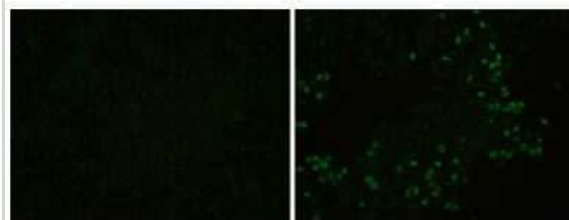


Images

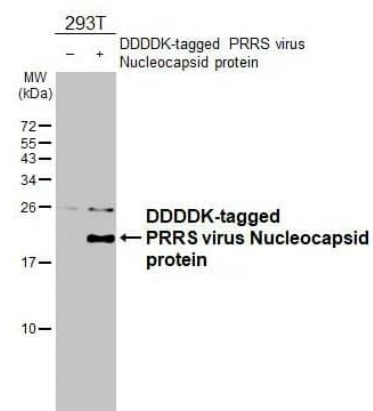
Western Blot: PRRSV Nucleocapsid Antibody [NBP3-12889] - Non-infected (-) and infected (+) Marc-145 whole cell extracts (15 ug) were separated by 15% SDS-PAGE, and the membrane was blotted with PRRS Virus Nucleocapsid protein antibody (NBP3-12889) diluted at 1:5000. The HRP-conjugated anti-rabbit IgG antibody (NBP2-19301) was used to detect the primary antibody.



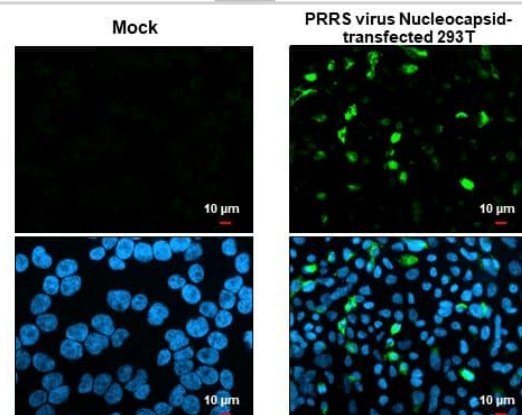
Immunocytochemistry/Immunofluorescence: PRRSV Nucleocapsid Antibody [NBP3-12889] - Immunofluorescent analysis of PRRSV infected Marc-145 cells using PRRS Virus Nucleocapsid protein antibody . Sample: Marc-145 cells mock (left) and infected with North American (type II) genotypes PRRSV (right) were fixed in 4% formaldehyde at 4C for 10 min. Green: PRRS Virus Nucleocapsid protein stained by PRRS Virus Nucleocapsid protein antibody (NBP3-12889) diluted at 1:1000.



Western Blot: PRRSV Nucleocapsid Antibody [NBP3-12889] - Non-transfected (-) and transfected (+) 293T whole cell extracts (30 ug) were separated by 15% SDS-PAGE, and the membrane was blotted with PRRS virus Nucleocapsid protein antibody diluted at 1:5000. The HRP-conjugated anti-rabbit IgG antibody (NBP2-19301) was used to detect the primary antibody.



Immunocytochemistry/Immunofluorescence: PRRSV Nucleocapsid Antibody [NBP3-12889] - Mock and transfected 293T cells were fixed in 4% paraformaldehyde at RT for 15 min. Green: PRRS virus Nucleocapsid protein stained by PRRS virus Nucleocapsid protein antibody diluted at 1:500. Blue: Fluoroshield with DAPI. Scale bar= 10μm.





Novus Biologicals USA

10730 E. Briarwood Avenue
Centennial, CO 80112
USA
Phone: 303.730.1950
Toll Free: 1.888.506.6887
Fax: 303.730.1966
nb-customerservice@bio-techne.com

Bio-Techne Canada

21 Canmotor Ave
Toronto, ON M8Z 4E6
Canada
Phone: 905.827.6400
Toll Free: 855.668.8722
Fax: 905.827.6402
canada.inquires@bio-techne.com

Bio-Techne Ltd

19 Barton Lane
Abingdon Science Park
Abingdon, OX14 3NB, United Kingdom
Phone: (44) (0) 1235 529449
Free Phone: 0800 37 34 15
Fax: (44) (0) 1235 533420
info.EMEA@bio-techne.com

General Contact Information

www.novusbio.com
Technical Support: nb-technical@bio-
techne.com
Orders: nb-customerservice@bio-techne.com
General: novus@novusbio.com

Products Related to NBP3-12889

HAF008	Goat anti-Rabbit IgG Secondary Antibody [HRP]
NB7160	Goat anti-Rabbit IgG (H+L) Secondary Antibody [HRP]
NBP2-24891	Rabbit IgG Isotype Control

Limitations

This product is for research use only and is not approved for use in humans or in clinical diagnosis. Primary Antibodies are guaranteed for 1 year from date of receipt.

For more information on our 100% guarantee, please visit www.novusbio.com/guarantee

Earn gift cards/discounts by submitting a review: www.novusbio.com/reviews/submit/NBP3-12889

Earn gift cards/discounts by submitting a publication using this product:
www.novusbio.com/publications

