

Product Datasheet

SARS-CoV-2 Spike Antibody (1C3H9) - BSA Free NBP3-12855

Unit Size: 0.1 mg

Store at 4C short term. Aliquot and store at -20C long term. Avoid freeze-thaw cycles.

www.novusbio.com



technical@novusbio.com

Protocols, Publications, Related Products, Reviews, Research Tools and Images at:
www.novusbio.com/NBP3-12855

Updated 3/26/2024 v.20.1

Earn rewards for product
reviews and publications.

Submit a publication at www.novusbio.com/publications

Submit a review at www.novusbio.com/reviews/destination/NBP3-12855

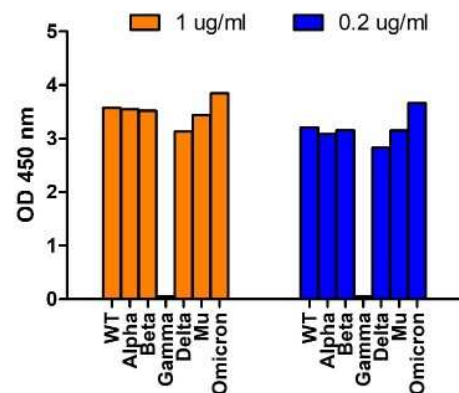


NBP3-12855**SARS-CoV-2 Spike Antibody (1C3H9) - BSA Free**

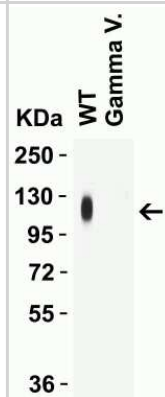
Product Information	
Unit Size	0.1 mg
Concentration	1 mg/ml
Storage	Store at 4C short term. Aliquot and store at -20C long term. Avoid freeze-thaw cycles.
Clonality	Monoclonal
Clone	1C3H9
Preservative	0.02% Sodium Azide
Isotype	IgG2b
Purity	Protein A purified
Buffer	PBS
Product Description	
Host	Mouse
Gene ID	43740568
Gene Symbol	S
Species	SARS-CoV-2
Specificity/Sensitivity	Antibody detects Spike S1 proteins of SARS-CoV-2 WT and variants except gamma variant.
Immunogen	Anti-SARS-CoV-2 Spike 26P antibody was raised against a peptide corresponding to 11 amino acids near the amino terminus of SARS-CoV-2 Spike protein. The immunogen is located within the first 50 amino acids of SARS-CoV-2 Spike protein.
Product Application Details	
Applications	Western Blot, ELISA
Recommended Dilutions	Western Blot 1 ug/mL, ELISA
Application Notes	Antibody validated: Western Blot in human samples. Anti-SARS-CoV-2 Spike 26P antibody detects all other SARS-CoV-2 variant Spike S1 protein, but not SARS-CoV-2 Gamma variant Spike S1 protein by ELISA. All other applications and species not yet tested.

Images

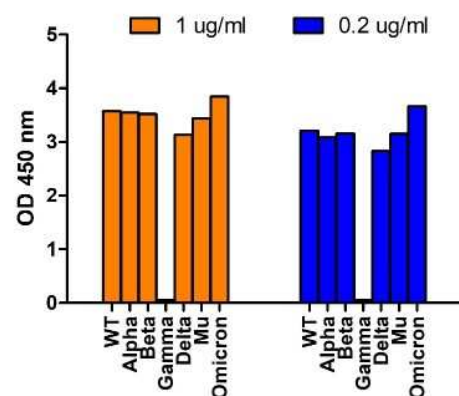
ELISA: SARS-CoV-2 Spike Antibody (1C3H9) [NBP3-12855] - SARS-Cov-2 Spike 26P Antibodies Detect Spike S1 Proteins of all Variants except Gamma Variant in an ELISA. Coating Antigen: SARS-CoV-2 spike S1 proteins WT, alpha variant (B.1.1.7), beta variant (B.1.351), gamma variant (P.1), delta variant (B.1.617.2), mu variant (B.1.621), and omicron variant (B.1.1.529), 1 ug/mL, incubated at 4 C overnight. Detection Antibodies: SARS-CoV-2 Spike 26P antibody, NBP3-12855, dilution: 200 and 1000 ng/mL, incubate at RT for 1 hr. Secondary Antibodies: Goat anti-mouse HRP at 1:5,000, incubate at RT for 1 hr.



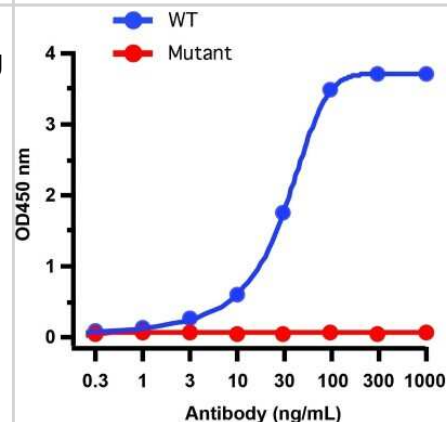
Western Blot: SARS-CoV-2 Spike Antibody (1C3H9) [NBP3-12855] - ELISA Validation of Spike 26P Antibodies with SARS-CoV-2 Gamma Variant Spike S1 Protein. Loading: 50 ng of SARS-CoV-2 spike S1 proteins, WT and Gamma variant (P.1). Detection Antibodies: Spike 26P antibody, NBP3-12855, 1 ug/mL, incubated at RT for 1 hr. Secondary Antibodies: Goat anti-mouse HRP at 1:5,000, incubated at RT for 1 hr. SARS-CoV-2 Spike 26P antibody detects WT spike S1 protein, but not Gamma variant spike S1 protein.



ELISA: SARS-CoV-2 Spike Antibody (1C3H9) [NBP3-12855] - ELISA Validation of Spike 26P Antibodies with SARS-CoV-2 Gamma Variant Spike S1 Protein. Coating Antigen: SARS-CoV-2 spike S1 proteins of WT and Gamma variant (P.1), 1 ug/mL, incubate at 4 C overnight. Detection Antibodies: SARS-CoV-2 Spike 26P antibody, NBP3-12855, dilution: 0.3-1000 ng/mL, incubated at RT for 1 hr. Secondary Antibodies: Goat anti-mouse HRP at 1:5,000, incubated at RT for 1 hr. SARS-CoV-2 Spike 26P antibody detects WT spike S1 protein, but not Gamma variant spike S1 protein.



ELISA: SARS-CoV-2 Spike Antibody (1C3H9) [NBP3-12855] - ELISA Validation of Spike 26P Antibodies with Mutant and WT Peptide. Coating Antigen: SARS-CoV-2 spike S1 peptides: WT and Gamma variant (P.1), 1 ug/mL, incubated at 4 C overnight. Detection Antibodies: SARS-CoV-2 26P antibody, NBP3-12855, dilution: 0.3-1000 ng/mL, incubated at RT for 1 hr. Secondary Antibodies: Goat anti-mouse HRP at 1:5,000, incubated at RT for 1 hr. SARS-CoV-2 spike 26P antibody detects WT peptide (26P), but not Gamma variant spike S1 peptide (26S).





Novus Biologicals USA

10730 E. Briarwood Avenue
Centennial, CO 80112
USA
Phone: 303.730.1950
Toll Free: 1.888.506.6887
Fax: 303.730.1966
nb-customerservice@bio-techne.com

Bio-Techne Canada

21 Canmotor Ave
Toronto, ON M8Z 4E6
Canada
Phone: 905.827.6400
Toll Free: 855.668.8722
Fax: 905.827.6402
canada.inquires@bio-techne.com

Bio-Techne Ltd

19 Barton Lane
Abingdon Science Park
Abingdon, OX14 3NB, United Kingdom
Phone: (44) (0) 1235 529449
Free Phone: 0800 37 34 15
Fax: (44) (0) 1235 533420
info.EMEA@bio-techne.com

General Contact Information

www.novusbio.com
Technical Support: nb-technical@bio-techne.com
Orders: nb-customerservice@bio-techne.com
General: novus@novusbio.com

Products Related to NBP3-12855

HAF007	Goat anti-Mouse IgG Secondary Antibody [HRP]
NB720-B	Rabbit anti-Mouse IgG (H+L) Secondary Antibody [Biotin]
NBP2-27231	Mouse IgG2b Isotype Control (MPC-11)
NBP3-14666-100ug	SARS-CoV-2 Spike Recombinant Protein

Limitations

This product is for research use only and is not approved for use in humans or in clinical diagnosis. Primary Antibodies are guaranteed for 1 year from date of receipt.

For more information on our 100% guarantee, please visit www.novusbio.com/guarantee

Earn gift cards/discounts by submitting a review: www.novusbio.com/reviews/submit/NBP3-12855

Earn gift cards/discounts by submitting a publication using this product:
www.novusbio.com/publications

