

# Product Datasheet

## APMAP Antibody NBP3-12696-100ul

Unit Size: 100 ul

Store at 4C short term. Aliquot and store at -20C long term. Avoid freeze-thaw cycles.

[www.novusbio.com](http://www.novusbio.com)



[technical@novusbio.com](mailto:technical@novusbio.com)

Protocols, Publications, Related Products, Reviews, Research Tools and Images at:  
[www.novusbio.com/NBP3-12696](http://www.novusbio.com/NBP3-12696)

Updated 9/5/2023 v.20.1

Earn rewards for product  
reviews and publications.

Submit a publication at [www.novusbio.com/publications](http://www.novusbio.com/publications)

Submit a review at [www.novusbio.com/reviews/destination/NBP3-12696](http://www.novusbio.com/reviews/destination/NBP3-12696)



**NBP3-12696-100ul**


APMAP Antibody

Product Information	
Unit Size	100 ul
Concentration	Please see the vial label for concentration. If unlisted please contact technical services.
Storage	Store at 4C short term. Aliquot and store at -20C long term. Avoid freeze-thaw cycles.
Clonality	Polyclonal
Preservative	0.03% Proclin 300
Isotype	IgG
Purity	Antigen and protein A Affinity-purified
Buffer	PBS, pH7.0
Product Description	
Description	<p>This antibody can be stored at 2-8C for one month without detectable loss of activity. Antibody products are stable for twelve months from date of receipt when stored at -20C to -80C. Avoid repeated freeze-thaw cycles.</p> <p>Protein A &amp; Antigen Affinity purified</p>
Host	Rabbit
Gene Symbol	APMAP
Species	Human
Immunogen	Produced in rabbits immunized with E. coli-derived Human APMAP fragment
Product Application Details	
Applications	Western Blot, Immunohistochemistry-Paraffin, Immunoprecipitation
Recommended Dilutions	Western Blot 1:500-1:2000, Immunoprecipitation 1-5uL/mg of uLysate, Immunohistochemistry-Paraffin 1:200-1:1000

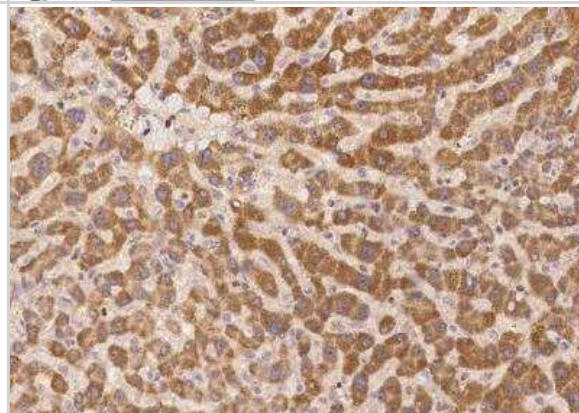


## Images

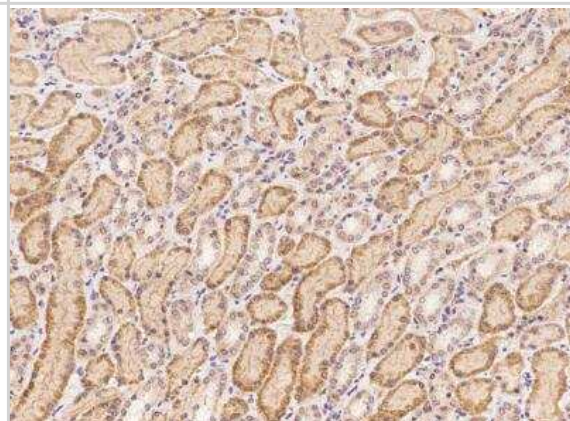
Western Blot: APMAP Antibody [NBP3-12696] - Lane A: MDA-MB-231 Whole Cell Lysate Lane B: RT-4 Whole Cell Lysate Lysates/proteins at 30 ug per lane. Secondary Goat Anti-Rabbit IgG (H+L)/HRP at 1/10000 dilution. Developed using the ECL technique. Performed under reducing conditions. Predicted band size:46 kDa Observed band size:53 kDa




Immunohistochemistry-Paraffin: APMAP Antibody [NBP3-12696] - Staining of human APMAP in human liver with rabbit polyclonal antibody at 1:500 dilution.



Immunohistochemistry-Paraffin: APMAP Antibody [NBP3-12696] - Staining of human APMAP in human kidney with rabbit polyclonal antibody at 1:500 dilution.



Immunoprecipitation: APMAP Antibody [NBP3-12696] - Lane A:0.5 mg RT-4 Whole Cell Lysate 4 uL anti-APMAP rabbit polyclonal antibody and 60 ug of Immunomagnetic beads Protein A/G. Primary antibody: Anti-APMAP rabbit polyclonal antibody, at 1:100 dilution Secondary antibody: Clean-Blot IP Detection Reagent (HRP) at 1:1000 dilution Developed using the ECL technique. Performed under reducing conditions. Predicted band size: 46 kDa Observed band size :52 kDa





### **Novus Biologicals USA**

10730 E. Briarwood Avenue  
Centennial, CO 80112  
USA  
Phone: 303.730.1950  
Toll Free: 1.888.506.6887  
Fax: 303.730.1966  
nb-customerservice@bio-techne.com

### **Bio-Techne Canada**

21 Canmotor Ave  
Toronto, ON M8Z 4E6  
Canada  
Phone: 905.827.6400  
Toll Free: 855.668.8722  
Fax: 905.827.6402  
canada.inquires@bio-techne.com

### **Bio-Techne Ltd**

19 Barton Lane  
Abingdon Science Park  
Abingdon, OX14 3NB, United Kingdom  
Phone: (44) (0) 1235 529449  
Free Phone: 0800 37 34 15  
Fax: (44) (0) 1235 533420  
info.EMEA@bio-techne.com

### **General Contact Information**

[www.novusbio.com](http://www.novusbio.com)  
Technical Support: nb-technical@bio-techne.com  
Orders: nb-customerservice@bio-techne.com  
General: novus@novusbio.com

### **Products Related to NBP3-12696-100ul**

HAF008	Goat anti-Rabbit IgG Secondary Antibody [HRP]
NB7160	Goat anti-Rabbit IgG (H+L) Secondary Antibody [HRP]
NBP2-24891	Rabbit IgG Isotype Control
NBP2-51969-0.1mg	Recombinant Human APMAP His Protein

### **Limitations**

This product is for research use only and is not approved for use in humans or in clinical diagnosis. Primary Antibodies are guaranteed for 1 year from date of receipt.

For more information on our 100% guarantee, please visit [www.novusbio.com/guarantee](http://www.novusbio.com/guarantee)

Earn gift cards/discounts by submitting a review: [www.novusbio.com/reviews/submit/NBP3-12696](http://www.novusbio.com/reviews/submit/NBP3-12696)

Earn gift cards/discounts by submitting a publication using this product:  
[www.novusbio.com/publications](http://www.novusbio.com/publications)

