

Product Datasheet

SMIM20 Antibody NBP3-12670-100ul

Unit Size: 100 ul

Store at 4C short term. Aliquot and store at -20C long term. Avoid freeze-thaw cycles.

www.novusbio.com



technical@novusbio.com

Protocols, Publications, Related Products, Reviews, Research Tools and Images at:
www.novusbio.com/NBP3-12670

Updated 10/7/2024 v.20.1

Earn rewards for product
reviews and publications.

Submit a publication at www.novusbio.com/publications

Submit a review at www.novusbio.com/reviews/destination/NBP3-12670



NBP3-12670-100ul

SMIM20 Antibody

Product Information	
Unit Size	100 ul
Concentration	Please see the vial label for concentration. If unlisted please contact technical services.
Storage	Store at 4C short term. Aliquot and store at -20C long term. Avoid freeze-thaw cycles.
Clonality	Polyclonal
Preservative	0.03% Proclin 300
Isotype	IgG
Purity	Antigen and protein A Affinity-purified
Buffer	PBS


Product Description	
Description	This antibody can be stored at 2-8C for one month without detectable loss of activity. Antibody products are stable for twelve months from date of receipt when stored at -20C to -80C. Avoid repeated freeze-thaw cycles. Protein A & Antigen Affinity purified
Host	Rabbit
Gene ID	389203
Gene Symbol	SMIM20
Species	Human
Immunogen	Produced in rabbits immunized with E. coli-derived Human SMIM20 fragment

Product Application Details	
Applications	Western Blot, Immunocytochemistry/ Immunofluorescence, Immunohistochemistry-Paraffin, Immunoprecipitation
Recommended Dilutions	Western Blot 1:500-1:2000, Immunocytochemistry/ Immunofluorescence 1:100-1:500, Immunoprecipitation 1-5uL/mg of uLysate, Immunohistochemistry-Paraffin 1:50-1:200

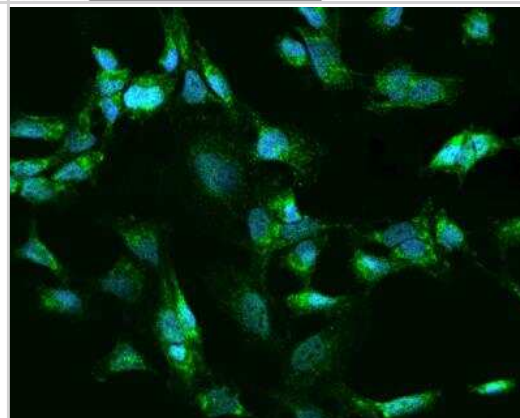


Images

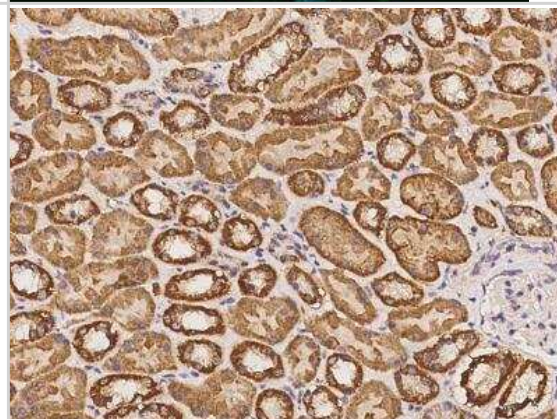
Western Blot: SMIM20 Antibody [NBP3-12670] - Lane A: K562 Whole Cell Lysate Lane B: U87MG Whole Cell Lysate Lane C: SHSY5Y Whole Cell Lysate Lysates/proteins at 30 ug per lane. Secondary Goat Anti-Rabbit IgG (H+L)/HRP at 1/10000 dilution. Developed using the ECL technique. Performed under reducing conditions. Predicted band size:7 kDa Observed band size:10 kDa (We are unsure as to the identity of these extra bands.)



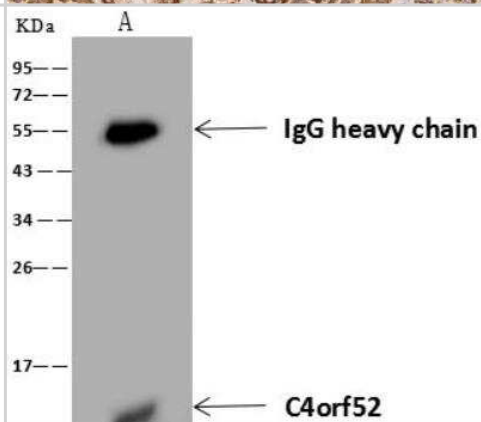
Immunocytochemistry/Immunofluorescence: SMIM20 Antibody [NBP3-12670] - Staining of C4orf52 in U251MG cells. Cells were fixed with 4% PFA, permeabilized with 0.5% Triton X-100 in PBS, blocked with 10% serum, and incubated with rabbit anti-Human C4orf52 polyclonal antibody (dilution ratio 1:200) at 4? overnight. Then cells were stained with the Alexa Fluor®488-conjugated Goat Anti-rabbit IgG secondary antibody (green) and counterstained with DAPI (blue). Positive staining was localized to Nucleus and Cytoplasm.



Immunohistochemistry-Paraffin: SMIM20 Antibody [NBP3-12670] - Staining of human C4orf52 in human kidney with rabbit polyclonal antibody at 1:100 dilution.



Immunoprecipitation: SMIM20 Antibody [NBP3-12670] - Lane A:0.5 mg SHSY5Y Whole Cell Lysate 4 uL anti-C4orf52 rabbit polyclonal antibody and 60 ug of Immunomagnetic beads Protein A/G. Primary antibody: Anti-C4orf52 rabbit polyclonal antibody, at 1:100 dilution Secondary antibody: Goat Anti-Rabbit IgG (H+L)/HRP at 1/10000 dilution Developed using the ECL technique. Performed under reducing conditions. Predicted band size: 7 kDa Observed band size :10 kDa





Novus Biologicals USA

10730 E. Briarwood Avenue
Centennial, CO 80112
USA
Phone: 303.730.1950
Toll Free: 1.888.506.6887
Fax: 303.730.1966
nb-customerservice@bio-techne.com

Bio-Techne Canada

21 Canmotor Ave
Toronto, ON M8Z 4E6
Canada
Phone: 905.827.6400
Toll Free: 855.668.8722
Fax: 905.827.6402
canada.inquires@bio-techne.com

Bio-Techne Ltd

19 Barton Lane
Abingdon Science Park
Abingdon, OX14 3NB, United Kingdom
Phone: (44) (0) 1235 529449
Free Phone: 0800 37 34 15
Fax: (44) (0) 1235 533420
info.EMEA@bio-techne.com

General Contact Information

www.novusbio.com
Technical Support: nb-technical@bio-techne.com
Orders: nb-customerservice@bio-techne.com
General: novus@novusbio.com

Products Related to NBP3-12670-100ul

HAF008	Goat anti-Rabbit IgG Secondary Antibody [HRP]
NB7160	Goat anti-Rabbit IgG (H+L) Secondary Antibody [HRP]
NBP2-24891	Rabbit IgG Isotype Control
NBP1-90942PEP	SMIM20 Recombinant Protein Antigen

Limitations

This product is for research use only and is not approved for use in humans or in clinical diagnosis. Primary Antibodies are guaranteed for 1 year from date of receipt.

For more information on our 100% guarantee, please visit www.novusbio.com/guarantee

Earn gift cards/discounts by submitting a review: www.novusbio.com/reviews/submit/NBP3-12670

Earn gift cards/discounts by submitting a publication using this product:
www.novusbio.com/publications

