

# Product Datasheet

## DCK Antibody NBP3-12297

Unit Size: 100 ug

Store at 4C short term. Store at -20C long term. Avoid freeze-thaw cycles.

[www.novusbio.com](http://www.novusbio.com)



[technical@novusbio.com](mailto:technical@novusbio.com)

Protocols, Publications, Related Products, Reviews, Research Tools and Images at:  
[www.novusbio.com/NBP3-12297](http://www.novusbio.com/NBP3-12297)

Updated 9/9/2025 v.20.1

Earn rewards for product  
reviews and publications.

Submit a publication at [www.novusbio.com/publications](http://www.novusbio.com/publications)

Submit a review at [www.novusbio.com/reviews/destination/NBP3-12297](http://www.novusbio.com/reviews/destination/NBP3-12297)



**NBP3-12297****DCK Antibody****Product Information**

<b>Unit Size</b>	100 ug
<b>Concentration</b>	Please see the vial label for concentration. If unlisted please contact technical services.
<b>Storage</b>	Store at 4C short term. Store at -20C long term. Avoid freeze-thaw cycles.
<b>Clonality</b>	Polyclonal
<b>Preservative</b>	0.02% Sodium Azide
<b>Purity</b>	Affinity purified
<b>Buffer</b>	Contains Tris, HCl/glycine buffer (pH 7.4-7.8), 30% glycerol, 0.5% BSA, along with cryo-protective agents, and HEPES (exact storage and stabilization buffer information is proprietary).

**Product Description**


<b>Description</b>	Novus Biologicals Chicken DCK Antibody (NBP3-12297) is a polyclonal antibody validated for use in IHC, WB, ELISA and IP. All Novus Biologicals antibodies are covered by our 100% guarantee.
<b>Host</b>	Chicken
<b>Gene ID</b>	1633
<b>Gene Symbol</b>	DCK
<b>Species</b>	Human, Mouse
<b>Immunogen</b>	Synthetic peptide taken within amino acid region 210-260 on mouse Deoxycytidine kinase.

**Product Application Details**

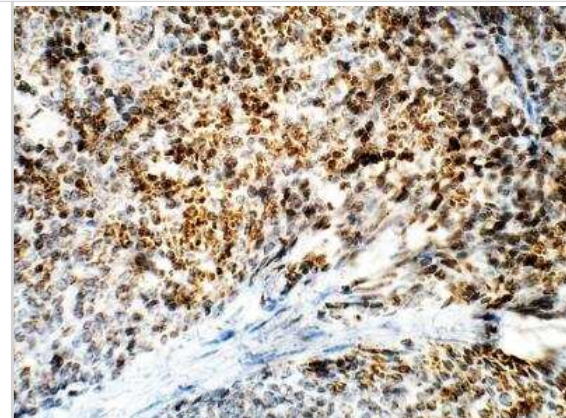
<b>Applications</b>	Western Blot, Immunohistochemistry-Paraffin, ELISA, Immunohistochemistry, Immunoprecipitation
<b>Recommended Dilutions</b>	Western Blot 1:500, ELISA 1:10000, Immunohistochemistry 1:50-1:100, Immunoprecipitation 1:200, Immunohistochemistry-Paraffin 1:50-1:100

**Images**

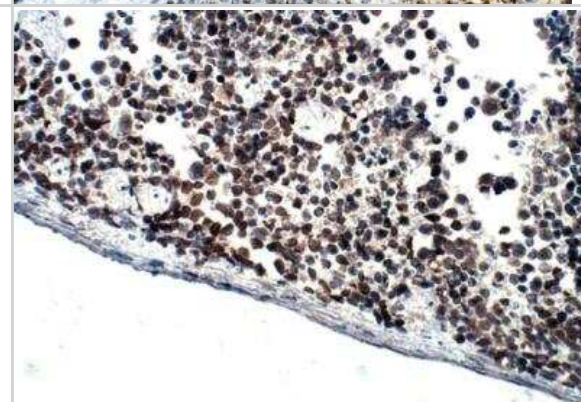
Western Blot: DCK Antibody [NBP3-12297] - Mouse spleen. Antibody dilution 1:500 in DiluObuffer, Apparent MW is 31 KDa.



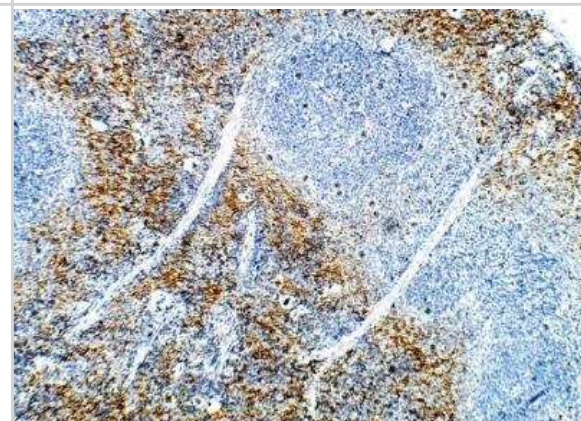
Immunohistochemistry-Paraffin: DCK Antibody [NBP3-12297] - Mouse spleen. 1:50 dilution in IHC blocking buffer. DAB (brown) staining and Hematoxylin QS (blue) counterstain. 40X mangification.



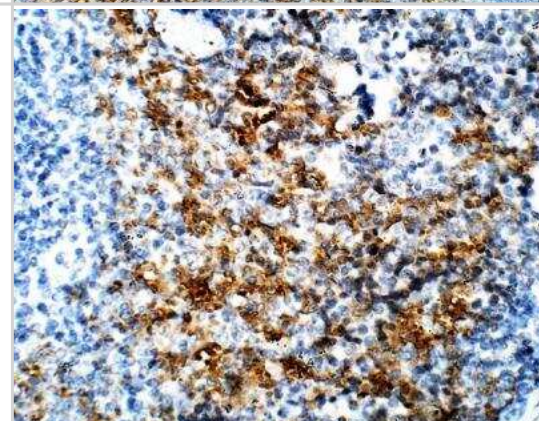
Immunohistochemistry-Paraffin: DCK Antibody [NBP3-12297] - Mouse spleen. 1:50 dilution in IHC blocking buffer. DAB (brown) staining and Hematoxylin QS (blue) counterstain. 40X mangification.



Immunohistochemistry-Paraffin: DCK Antibody [NBP3-12297] - Mouse spleen. 1:50 dilution in IHC blocking buffer. DAB (brown) staining and Hematoxylin QS (blue) counterstain. 10X mangification.

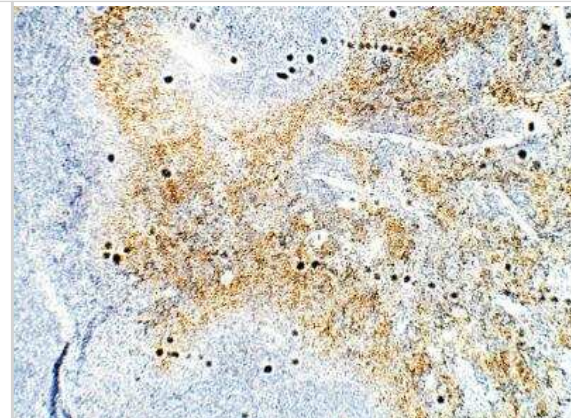


Immunohistochemistry-Paraffin: DCK Antibody [NBP3-12297] - Mouse spleen. 1:50 dilution in IHC blocking buffer. DAB (brown) staining and Hematoxylin QS (blue) counterstain. 40X mangification.

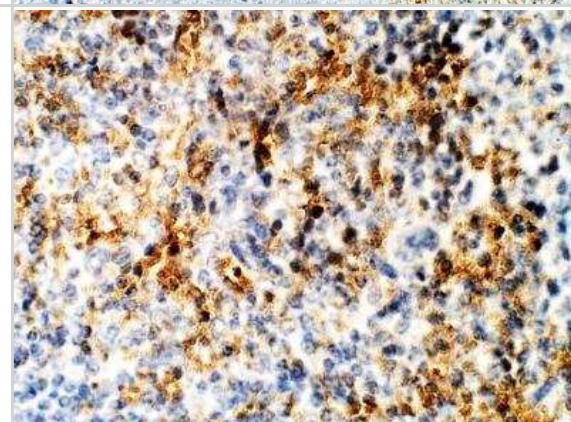




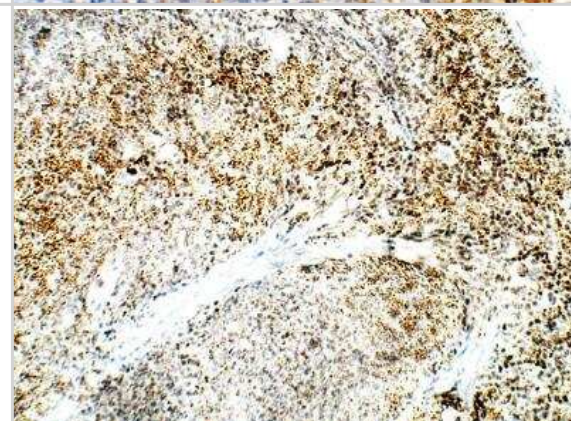
Immunohistochemistry-Paraffin: DCK Antibody [NBP3-12297] - Mouse spleen. 1:50 dilution in IHC blocking buffer. DAB (brown) staining and Hematoxylin QS (blue) counterstain. 10X magnification.



Immunohistochemistry-Paraffin: DCK Antibody [NBP3-12297] - Mouse spleen. 1:50 dilution in IHC blocking buffer. DAB (brown) staining and Hematoxylin QS (blue) counterstain. 40X magnification.



Immunohistochemistry-Paraffin: DCK Antibody [NBP3-12297] - Mouse spleen. 1:50 dilution in IHC blocking buffer. DAB (brown) staining and Hematoxylin QS (blue) counterstain. 20X magnification.





### **Novus Biologicals USA**

10730 E. Briarwood Avenue  
Centennial, CO 80112  
USA  
Phone: 303.730.1950  
Toll Free: 1.888.506.6887  
Fax: 303.730.1966  
nb-customerservice@bio-techne.com

### **Bio-Techne Canada**

21 Canmotor Ave  
Toronto, ON M8Z 4E6  
Canada  
Phone: 905.827.6400  
Toll Free: 855.668.8722  
Fax: 905.827.6402  
canada.inquires@bio-techne.com

### **Bio-Techne Ltd**

19 Barton Lane  
Abingdon Science Park  
Abingdon, OX14 3NB, United Kingdom  
Phone: (44) (0) 1235 529449  
Free Phone: 0800 37 34 15  
Fax: (44) (0) 1235 533420  
info.EMEA@bio-techne.com

### **General Contact Information**

www.novusbio.com  
Technical Support: nb-technical@bio-techne.com  
Orders: nb-customerservice@bio-techne.com  
General: novus@novusbio.com

### **Products Related to NBP3-12297**

---

BAF010	Goat anti-Chicken IgY Secondary Antibody [Biotin]
NB7276	Goat anti-Chicken IgM Heavy Chain Secondary Antibody
NBP1-49305-0.1mg	Recombinant Human DCK His Protein
NBL1-09740	DCK Overexpression Lysate

---

### **Limitations**

This product is for research use only and is not approved for use in humans or in clinical diagnosis. Primary Antibodies are guaranteed for 1 year from date of receipt.

For more information on our 100% guarantee, please visit [www.novusbio.com/guarantee](http://www.novusbio.com/guarantee)

Earn gift cards/discounts by submitting a review: [www.novusbio.com/reviews/submit/NBP3-12297](http://www.novusbio.com/reviews/submit/NBP3-12297)

Earn gift cards/discounts by submitting a publication using this product:  
[www.novusbio.com/publications](http://www.novusbio.com/publications)

