

Product Datasheet

ARHGAP44 Antibody NBP3-12288

Unit Size: 100 ug

Store at 4C short term. Store at -20C long term. Avoid freeze-thaw cycles.

www.novusbio.com



technical@novusbio.com

Protocols, Publications, Related Products, Reviews, Research Tools and Images at:
www.novusbio.com/NBP3-12288

Updated 9/9/2025 v.20.1

Earn rewards for product
reviews and publications.

Submit a publication at www.novusbio.com/publications

Submit a review at www.novusbio.com/reviews/destination/NBP3-12288



NBP3-12288**ARHGAP44 Antibody****Product Information**

Unit Size	100 ug
Concentration	Please see the vial label for concentration. If unlisted please contact technical services.
Storage	Store at 4C short term. Store at -20C long term. Avoid freeze-thaw cycles.
Clonality	Polyclonal
Preservative	0.02% Sodium Azide
Purity	Affinity purified
Buffer	Contains Tris, HCl/glycine buffer (pH 7.4-7.8), 30% glycerol, 0.5% BSA, along with cryo-protective agents, and HEPES (exact storage and stabilization buffer information is proprietary).

Product Description

Description	Novus Biologicals Rabbit ARHGAP44 Antibody (NBP3-12288) is a polyclonal antibody validated for use in IHC, WB, ELISA and IP. All Novus Biologicals antibodies are covered by our 100% guarantee.
Host	Rabbit
Gene ID	9912
Gene Symbol	ARHGAP44
Species	Human, Mouse, Rat
Immunogen	Synthetic peptide corresponding to N terminal amino acids 1-60 of Mouse RICH2. Sequence: MKKQFNMRQ LANQTVGRA E KTEVLSED LL QVEKRLE LVK QVSHST HKKL TACLQ GQQGA


Product Application Details

Applications	Western Blot, Immunohistochemistry-Paraffin, ELISA, Immunohistochemistry, Immunoprecipitation
Recommended Dilutions	Western Blot 1:250-1:500, ELISA 1:10000, Immunohistochemistry 1:50-1:150, Immunoprecipitation 1:200, Immunohistochemistry-Paraffin 1:50-1:150

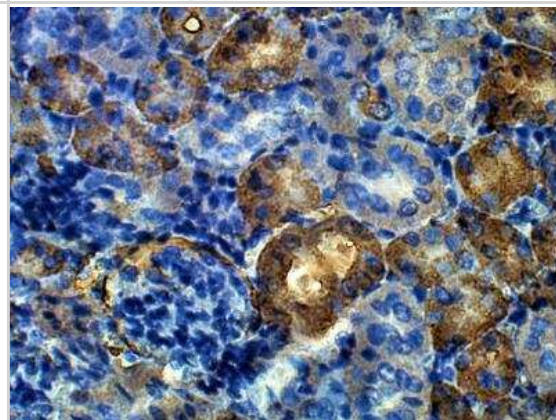


Images

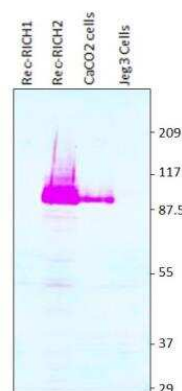
Western Blot: ARHGAP44 Antibody [NBP3-12288] - 1:250 antibody dilution in DiluObuffer.



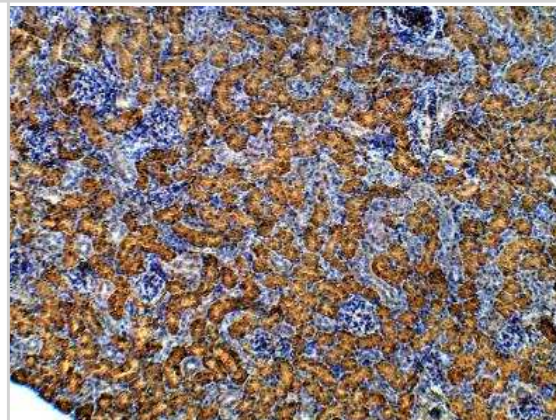
Immunohistochemistry-Paraffin: ARHGAP44 Antibody [NBP3-12288] - Rat kidney. 1:100 dilution in IHC blocking buffer. DAB (brown) staining and Hematoxylin QS (blue) counterstain. 40X magnification.



Western Blot: ARHGAP44 Antibody [NBP3-12288] - 1) Recombinant RICH2. 2) Recombinant RICH2. 3) CaCO2 cells. 4) Jeg3 cells. 1:500 antibody dilution is 89 KDa.



Immunohistochemistry-Paraffin: ARHGAP44 Antibody [NBP3-12288] - Rat kidney. 1:100 dilution in IHC blocking buffer. DAB (brown) staining and Hematoxylin QS (blue) counterstain. 10X magnification.





Novus Biologicals USA

10730 E. Briarwood Avenue
Centennial, CO 80112
USA
Phone: 303.730.1950
Toll Free: 1.888.506.6887
Fax: 303.730.1966
nb-customerservice@bio-techne.com

Bio-Techne Canada

21 Canmotor Ave
Toronto, ON M8Z 4E6
Canada
Phone: 905.827.6400
Toll Free: 855.668.8722
Fax: 905.827.6402
canada.inquires@bio-techne.com

Bio-Techne Ltd

19 Barton Lane
Abingdon Science Park
Abingdon, OX14 3NB, United Kingdom
Phone: (44) (0) 1235 529449
Free Phone: 0800 37 34 15
Fax: (44) (0) 1235 533420
info.EMEA@bio-techne.com

General Contact Information

www.novusbio.com
Technical Support: nb-technical@bio-techne.com
Orders: nb-customerservice@bio-techne.com
General: novus@novusbio.com

Products Related to NBP3-12288

HAF008	Goat anti-Rabbit IgG Secondary Antibody [HRP]
NB7160	Goat anti-Rabbit IgG (H+L) Secondary Antibody [HRP]
NBP1-93624PEP	ARHGAP44 Recombinant Protein Antigen
7268-CT-100	CTLA-4 [Unconjugated]

Limitations

This product is for research use only and is not approved for use in humans or in clinical diagnosis. Primary Antibodies are guaranteed for 1 year from date of receipt.

For more information on our 100% guarantee, please visit www.novusbio.com/guarantee

Earn gift cards/discounts by submitting a review: www.novusbio.com/reviews/submit/NBP3-12288

Earn gift cards/discounts by submitting a publication using this product:
www.novusbio.com/publications

