

Product Datasheet

PDE11A Antibody NBP3-12240

Unit Size: 100 ug

Store at 4C short term. Store at -20C long term. Avoid freeze-thaw cycles.

www.novusbio.com



technical@novusbio.com

Protocols, Publications, Related Products, Reviews, Research Tools and Images at:
www.novusbio.com/NBP3-12240

Updated 9/12/2024 v.20.1

Earn rewards for product
reviews and publications.

Submit a publication at www.novusbio.com/publications

Submit a review at www.novusbio.com/reviews/destination/NBP3-12240



NBP3-12240

PDE11A Antibody

Product Information	
Unit Size	100 ug
Concentration	Please see the vial label for concentration. If unlisted please contact technical services.
Storage	Store at 4C short term. Store at -20C long term. Avoid freeze-thaw cycles.
Clonality	Polyclonal
Preservative	0.02% Sodium Azide
Purity	Affinity purified
Buffer	Contains Tris, HCl/glycine buffer (pH 7.4-7.8), 30% glycerol, 0.5% BSA, along with cryo-protective agents, and HEPES (exact storage and stabilization buffer information is proprietary).

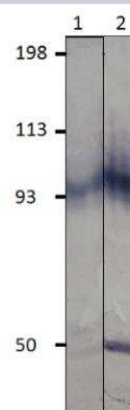
Product Description	
Host	Rabbit
Gene ID	50940
Gene Symbol	PDE11A
Species	Human, Mouse, Rat
Immunogen	Synthetic peptide conjugated to KLH, corresponding to C terminal amino acids 454-468 of human PDE11A.

Product Application Details	
Applications	Western Blot, ELISA, Immunocytochemistry/ Immunofluorescence, Immunohistochemistry, Immunoprecipitation
Recommended Dilutions	Western Blot 1:500, ELISA 1:10000, Immunohistochemistry 1:250, Immunocytochemistry/ Immunofluorescence 1:250, Immunoprecipitation 1:250

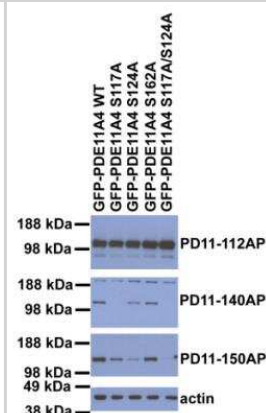


Images

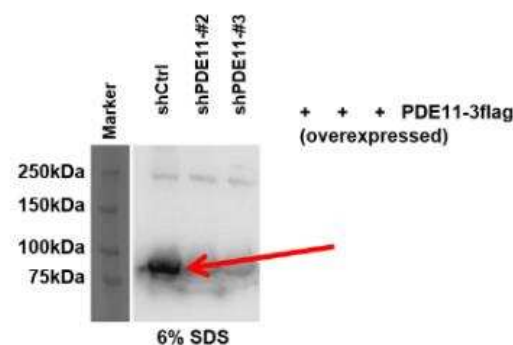
Western Blot: PDE11A Antibody [NBP3-12240] - WB of NBP3-12240.
Antibody Dilution 1:250 in DiluObuffer.



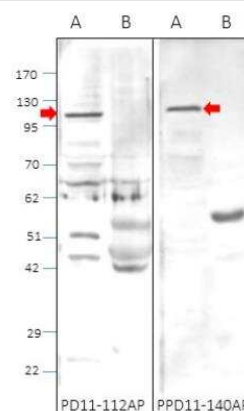
Western Blot: PDE11A Antibody [NBP3-12240] - Western Blot



Western Blot: PDE11A Antibody [NBP3-12240] - WB of NBP3-12240 with over expressed 293T cells. 293T 10 cm PEI transfection. 5ug overexpress +shRNA 15ug. 1:500 primary antibody dilution in 5% milk for 2 hours and 30 minutes.



PDE11A Antibody [NBP3-12240] - Western Blot





Novus Biologicals USA

10730 E. Briarwood Avenue
Centennial, CO 80112
USA
Phone: 303.730.1950
Toll Free: 1.888.506.6887
Fax: 303.730.1966
nb-customerservice@bio-techne.com

Bio-Techne Canada

21 Canmotor Ave
Toronto, ON M8Z 4E6
Canada
Phone: 905.827.6400
Toll Free: 855.668.8722
Fax: 905.827.6402
canada.inquires@bio-techne.com

Bio-Techne Ltd

19 Barton Lane
Abingdon Science Park
Abingdon, OX14 3NB, United Kingdom
Phone: (44) (0) 1235 529449
Free Phone: 0800 37 34 15
Fax: (44) (0) 1235 533420
info.EMEA@bio-techne.com

General Contact Information

www.novusbio.com
Technical Support: nb-technical@bio-techne.com
Orders: nb-customerservice@bio-techne.com
General: novus@novusbio.com

Products Related to NBP3-12240

HAF008	Goat anti-Rabbit IgG Secondary Antibody [HRP]
NB7160	Goat anti-Rabbit IgG (H+L) Secondary Antibody [HRP]
NBP1-85919PEP	PDE11A Recombinant Protein Antigen
292-G2-050	IGF-II/IGF2 [Unconjugated]

Limitations

This product is for research use only and is not approved for use in humans or in clinical diagnosis. Primary Antibodies are guaranteed for 1 year from date of receipt.

For more information on our 100% guarantee, please visit www.novusbio.com/guarantee

Earn gift cards/discounts by submitting a review: www.novusbio.com/reviews/submit/NBP3-12240

Earn gift cards/discounts by submitting a publication using this product:
www.novusbio.com/publications

