

Product Datasheet

LOXL1 Antibody NBP3-12225

Unit Size: 100 ug

Store at 4C short term. Store at -20C long term. Avoid freeze-thaw cycles.

www.novusbio.com



technical@novusbio.com

Protocols, Publications, Related Products, Reviews, Research Tools and Images at:
www.novusbio.com/NBP3-12225

Updated 9/12/2024 v.20.1

Earn rewards for product
reviews and publications.

Submit a publication at www.novusbio.com/publications

Submit a review at www.novusbio.com/reviews/destination/NBP3-12225



NBP3-12225

LOXL1 Antibody

Product Information	
Unit Size	100 ug
Concentration	Please see the vial label for concentration. If unlisted please contact technical services.
Storage	Store at 4C short term. Store at -20C long term. Avoid freeze-thaw cycles.
Clonality	Polyclonal
Preservative	0.02% Sodium Azide
Purity	Affinity purified
Buffer	Contains Tris, HCl/glycine buffer (pH 7.4-7.8), 30% glycerol, 0.5% BSA, along with cryo-protective agents, and HEPES (exact storage and stabilization buffer information is proprietary).


Product Description	
Host	Rabbit
Gene ID	4016
Gene Symbol	LOXL1
Species	Human, Mouse, Rat
Immunogen	Synthetic peptide taken within amino acid region 570-607 on rat LOXL1 protein.

Product Application Details	
Applications	Western Blot, ELISA, Immunocytochemistry/ Immunofluorescence, Immunohistochemistry, Immunohistochemistry-Paraffin, Immunoprecipitation
Recommended Dilutions	Western Blot 1:500-1:1000, ELISA 1:20000-1:50000, Immunohistochemistry 1:50, Immunocytochemistry/ Immunofluorescence 1:50, Immunoprecipitation 1:150, Immunohistochemistry-Paraffin 1:50

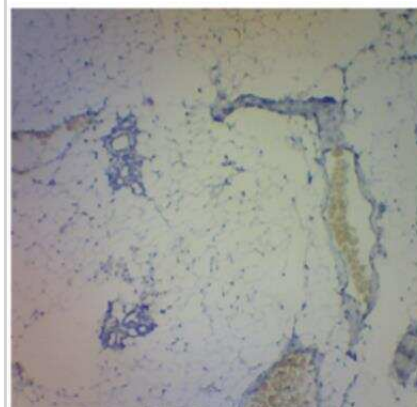


Images

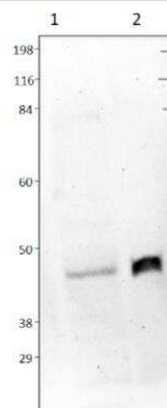
Western Blot: LOXL1 Antibody [NBP3-12225] - WB of NBP3-12225.
1:500 antibody dilution in DiluObuffer.



Immunohistochemistry-Paraffin: LOXL1 Antibody [NBP3-12225] - IHC of NBP3-12225 with human lung tissue. 1:50 antibody dilution in DiluObuffer. Counter stained with hematoxylin.



Western Blot: LOXL1 Antibody [NBP3-12225] - Western blot of antibody NBP3-12225 with rat heart and INS-1 cells. Apparent MW is 74 kDa.
1:250 Dilution in DiluObuffer.





Novus Biologicals USA

10730 E. Briarwood Avenue
Centennial, CO 80112
USA
Phone: 303.730.1950
Toll Free: 1.888.506.6887
Fax: 303.730.1966
nb-customerservice@bio-techne.com

Bio-Techne Canada

21 Canmotor Ave
Toronto, ON M8Z 4E6
Canada
Phone: 905.827.6400
Toll Free: 855.668.8722
Fax: 905.827.6402
canada.inquires@bio-techne.com

Bio-Techne Ltd

19 Barton Lane
Abingdon Science Park
Abingdon, OX14 3NB, United Kingdom
Phone: (44) (0) 1235 529449
Free Phone: 0800 37 34 15
Fax: (44) (0) 1235 533420
info.EMEA@bio-techne.com

General Contact Information

www.novusbio.com
Technical Support: nb-technical@bio-techne.com
Orders: nb-customerservice@bio-techne.com
General: novus@novusbio.com

Products Related to NBP3-12225

HAF008	Goat anti-Rabbit IgG Secondary Antibody [HRP]
NB7160	Goat anti-Rabbit IgG (H+L) Secondary Antibody [HRP]
210-TA-005	TNF-alpha [Unconjugated]
NBP2-07730	LOXL1 Overexpression Lysate

Limitations

This product is for research use only and is not approved for use in humans or in clinical diagnosis. Primary Antibodies are guaranteed for 1 year from date of receipt.

For more information on our 100% guarantee, please visit www.novusbio.com/guarantee

Earn gift cards/discounts by submitting a review: www.novusbio.com/reviews/submit/NBP3-12225

Earn gift cards/discounts by submitting a publication using this product:
www.novusbio.com/publications

