

# Product Datasheet

## E-Cadherin Antibody (CDH1/4398R) - Azide and BSA Free NBP3-09082

Unit Size: 100 ug

Store at -20 to -80C. Avoid freeze-thaw cycles.

[www.novusbio.com](http://www.novusbio.com)



[technical@novusbio.com](mailto:technical@novusbio.com)

Protocols, Publications, Related Products, Reviews, Research Tools and Images at:  
[www.novusbio.com/NBP3-09082](http://www.novusbio.com/NBP3-09082)

Updated 7/16/2024 v.20.1

Earn rewards for product  
reviews and publications.

Submit a publication at [www.novusbio.com/publications](http://www.novusbio.com/publications)

Submit a review at [www.novusbio.com/reviews/destination/NBP3-09082](http://www.novusbio.com/reviews/destination/NBP3-09082)



**NBP3-09082**

E-Cadherin Antibody (CDH1/4398R) - Azide and BSA Free

**Product Information**

<b>Unit Size</b>	100 ug
<b>Concentration</b>	1 mg/ml
<b>Storage</b>	Store at -20 to -80C. Avoid freeze-thaw cycles.
<b>Clonality</b>	Monoclonal
<b>Clone</b>	CDH1/4398R
<b>Preservative</b>	No Preservative
<b>Isotype</b>	IgG Kappa
<b>Purity</b>	Protein A or G purified
<b>Buffer</b>	10 mM PBS

**Product Description**

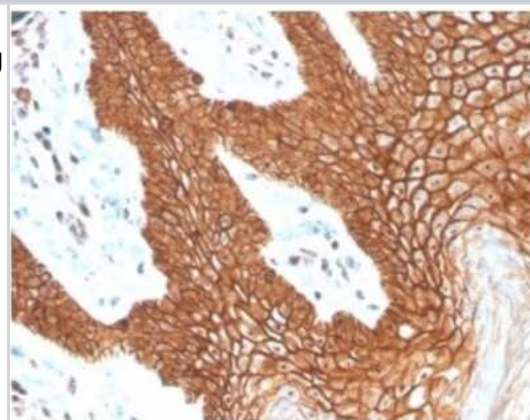
<b>Description</b>	1.0 mg/ml of antibody purified from Bioreactor Concentrate by Protein A/G. Prepared in 10mM PBS WITHOUT BSA & azide. Also available at 200 ug/ml WITH BSA & azide (NBP3-11401).  Antibody with azide - store at 2 to 8C. Antibody without azide - store at -20 to -80 C.
<b>Host</b>	Rabbit
<b>Gene ID</b>	999
<b>Gene Symbol</b>	CDH1
<b>Species</b>	Human
<b>Marker</b>	Intercellular Junction Marker
<b>Immunogen</b>	Synthetic peptide corresponding to E-Cadherin residues within aa600-700 of E-cadherin (Uniprot: P12830)

**Product Application Details**

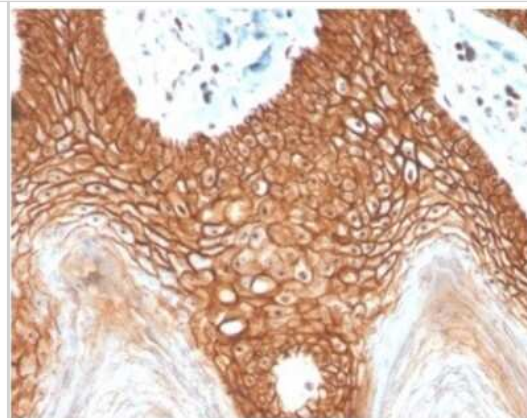
<b>Applications</b>	Immunohistochemistry, Immunohistochemistry-Paraffin, Protein Array
<b>Recommended Dilutions</b>	Immunohistochemistry, Immunohistochemistry-Paraffin 1-2ug, Protein Array
<b>Application Notes</b>	Immunohistochemistry (Formalin-fixed): 1-2ug/ml for 30 minutes at RT. Staining of formalin-fixed tissues requires heating tissue sections in 10mM Tris with 1mM EDTA, pH 9.0, for 45 min at 95C followed by cooling at RT for 20 minutes. Optimal dilution for a specific application should be determined.

**Images**

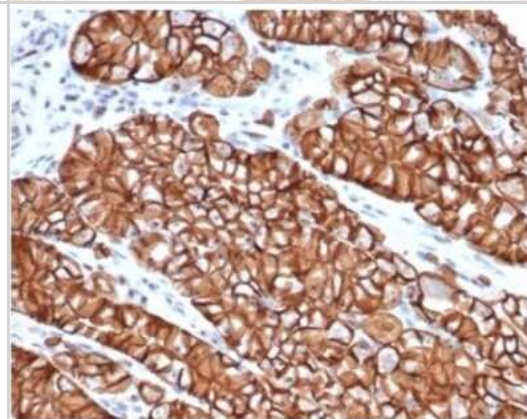
Immunohistochemistry-Paraffin: E-Cadherin Antibody (CDH1/4398R) - Azide and BSA Free [NBP3-09082] - Analysis of Protein Array containing more than 19,000 full-length human proteins using E-Cadherin Rabbit Recombinant Monoclonal Antibody (CDH1/4398R).



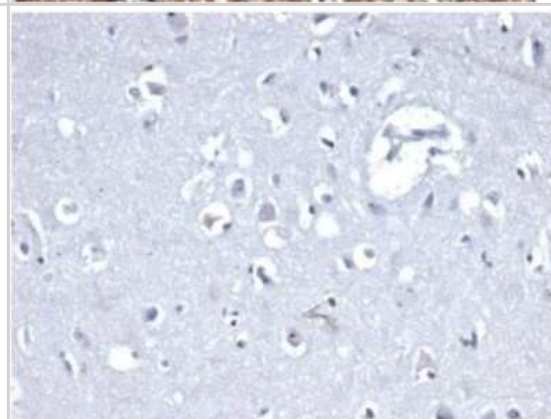
Immunohistochemistry-Paraffin: E-Cadherin Antibody (CDH1/4398R) - Azide and BSA Free [NBP3-09082] - Formalin-fixed, paraffin-embedded human cervix stained with E-Cadherin Rabbit Recombinant Monoclonal Antibody (CDH1/4398R).



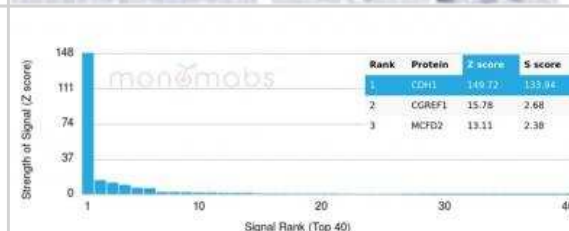
Immunohistochemistry-Paraffin: E-Cadherin Antibody (CDH1/4398R) - Azide and BSA Free [NBP3-09082] - Formalin-fixed, paraffin-embedded human cervix stained with E-Cadherin Rabbit Recombinant Monoclonal Antibody (CDH1/4398R).



Immunohistochemistry-Paraffin: E-Cadherin Antibody (CDH1/4398R) - Azide and BSA Free [NBP3-09082] - IHC analysis of formalin-fixed, paraffin-embedded human brain. Negative tissue control using CDH1/4398R at 2ug/ml in PBS for 30min RT. HIER: Tris/EDTA, pH9.0, 45min. HRP-polymer, 30min. DAB, 5min.



Protein Array: E-Cadherin Antibody (CDH1/4398R) - Azide and BSA Free [NBP3-09082] - Analysis of Protein Array containing more than 19,000 full-length human proteins using E-Cadherin Rabbit Recombinant Monoclonal Antibody (CDH1/4398R).





### **Novus Biologicals USA**

10730 E. Briarwood Avenue  
Centennial, CO 80112  
USA  
Phone: 303.730.1950  
Toll Free: 1.888.506.6887  
Fax: 303.730.1966  
nb-customerservice@bio-techne.com

### **Bio-Techne Canada**

21 Canmotor Ave  
Toronto, ON M8Z 4E6  
Canada  
Phone: 905.827.6400  
Toll Free: 855.668.8722  
Fax: 905.827.6402  
canada.inquires@bio-techne.com

### **Bio-Techne Ltd**

19 Barton Lane  
Abingdon Science Park  
Abingdon, OX14 3NB, United Kingdom  
Phone: (44) (0) 1235 529449  
Free Phone: 0800 37 34 15  
Fax: (44) (0) 1235 533420  
info.EMEA@bio-techne.com

### **General Contact Information**

www.novusbio.com  
Technical Support: nb-technical@bio-techne.com  
Orders: nb-customerservice@bio-techne.com  
General: novus@novusbio.com

### **Products Related to NBP3-09082**

---

HAF008	Goat anti-Rabbit IgG Secondary Antibody [HRP]
NB7160	Goat anti-Rabbit IgG (H+L) Secondary Antibody [HRP]
NBP1-84588PEP	E-Cadherin Recombinant Protein Antigen
DVE00	VEGF [HRP]

---

### **Limitations**

This product is for research use only and is not approved for use in humans or in clinical diagnosis. Primary Antibodies are guaranteed for 1 year from date of receipt.

For more information on our 100% guarantee, please visit [www.novusbio.com/guarantee](http://www.novusbio.com/guarantee)

Earn gift cards/discounts by submitting a review: [www.novusbio.com/reviews/submit/NBP3-09082](http://www.novusbio.com/reviews/submit/NBP3-09082)

Earn gift cards/discounts by submitting a publication using this product:  
[www.novusbio.com/publications](http://www.novusbio.com/publications)

