

Product Datasheet

CD47 Antibody (IAP/964) - Azide and BSA Free NBP3-08974

Unit Size: 0.1 mg

Store at -20 to -80C. Avoid freeze-thaw cycles.

www.novusbio.com



technical@novusbio.com

Protocols, Publications, Related Products, Reviews, Research Tools and Images at:
www.novusbio.com/NBP3-08974

Updated 7/16/2024 v.20.1

Earn rewards for product
reviews and publications.

Submit a publication at www.novusbio.com/publications

Submit a review at www.novusbio.com/reviews/destination/NBP3-08974



NBP3-08974

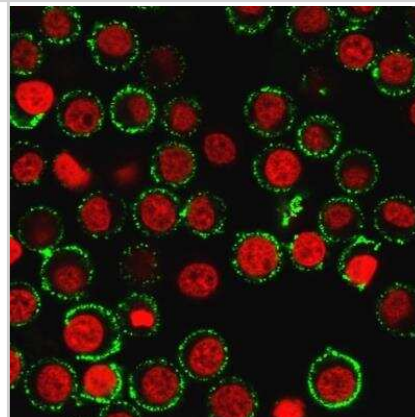
CD47 Antibody (IAP/964) - Azide and BSA Free

Product Information	
Unit Size	0.1 mg
Concentration	1 mg/ml
Storage	Store at -20 to -80C. Avoid freeze-thaw cycles.
Clonality	Monoclonal
Clone	IAP/964
Preservative	No Preservative
Isotype	IgG1 Kappa
Purity	Protein A or G purified
Buffer	10 mM PBS
Target Molecular Weight	50 kDa
Product Description	
Description	1.0 mg/ml of antibody purified from Bioreactor Concentrate by Protein A/G. Prepared in 10mM PBS WITHOUT BSA & azide. Also available at 200 ug/ml WITH BSA & azide (NBP2-44408). Antibody with azide - store at 2 to 8C. Antibody without azide - store at -20 to -80 C.
Host	Mouse
Gene ID	961
Gene Symbol	CD47
Species	Human, Mouse
Specificity/Sensitivity	This antibody reacts with Ig domain of CD47 protein. CD47, originally named integrin-associated protein (IAP), is a 50kDa protein containing five membrane-spanning sequences and a short cytoplasmic tail. CD47 plays a role in both cell adhesion by acting as an adhesion receptor for THBS1 on platelets, and in the modulation of integrins. It is important in memory formation and synaptic plasticity in the hippocampus. CD47 may play a role in membrane transport and/or integrin dependent signal transduction.
Immunogen	Recombinant full-length human CD47 protein (Uniprot: Q08722)
Product Application Details	
Applications	Flow Cytometry, Immunocytochemistry/ Immunofluorescence
Recommended Dilutions	Flow Cytometry 1-2 ug/million cells, Immunocytochemistry/ Immunofluorescence 1-2 ug/ml

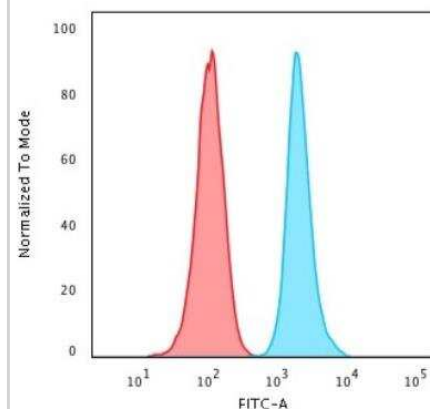


Images

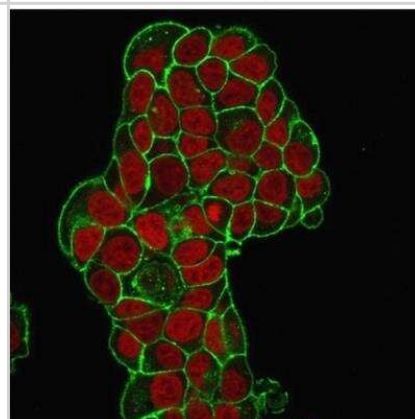
Immunocytochemistry/Immunofluorescence: CD47 Antibody (IAP/964) - Immunofluorescence Analysis of Live Jurkat cells. CD47 Mouse Monoclonal Antibody (IAP/964) followed by goat anti-mouse IgG-CF488 (Green). The nuclear counterstain is Redot.



Flow Cytometry: CD47 Antibody (IAP/964) - Azide and BSA Free [NBP3-08974] - CD47 Antibody (IAP/964) - Flow Cytometric Analysis of live-Jurkat cells. CD47 Mouse Monoclonal Antibody (IAP/964) followed by goat anti-mouse IgG-CF488 (blue); isotype control (red).



Immunocytochemistry/Immunofluorescence: CD47 Antibody (IAP/964) - Immunofluorescence Analysis of PFA-fixed MCF-7 cells. CD47 Mouse Monoclonal Antibody (IAP/964) followed by goat anti-Mouse IgG-CF488 (Green). The nuclear counterstain is Redot.





Novus Biologicals USA

10730 E. Briarwood Avenue
Centennial, CO 80112
USA
Phone: 303.730.1950
Toll Free: 1.888.506.6887
Fax: 303.730.1966
nb-customerservice@bio-techne.com

Bio-Techne Canada

21 Canmotor Ave
Toronto, ON M8Z 4E6
Canada
Phone: 905.827.6400
Toll Free: 855.668.8722
Fax: 905.827.6402
canada.inquires@bio-techne.com

Bio-Techne Ltd

19 Barton Lane
Abingdon Science Park
Abingdon, OX14 3NB, United Kingdom
Phone: (44) (0) 1235 529449
Free Phone: 0800 37 34 15
Fax: (44) (0) 1235 533420
info.EMEA@bio-techne.com

General Contact Information

www.novusbio.com
Technical Support: nb-technical@bio-techne.com
Orders: nb-customerservice@bio-techne.com
General: novus@novusbio.com

Products Related to NBP3-08974

HAF007	Goat anti-Mouse IgG Secondary Antibody [HRP]
NB720-B	Rabbit anti-Mouse IgG (H+L) Secondary Antibody [Biotin]
NBP1-43319-0.5mg	Mouse IgG1 Kappa Isotype Control (P3.6.2.8.1)
NBP2-52320-0.05mg	Recombinant Human CD47 hIgG-His Protein

Limitations

This product is for research use only and is not approved for use in humans or in clinical diagnosis. Primary Antibodies are guaranteed for 1 year from date of receipt.

For more information on our 100% guarantee, please visit www.novusbio.com/guarantee

Earn gift cards/discounts by submitting a review: www.novusbio.com/reviews/submit/NBP3-08974

Earn gift cards/discounts by submitting a publication using this product:
www.novusbio.com/publications

