

Product Datasheet

TOP2A Antibody (TOP2A/6570R) - Azide and BSA Free NBP3-08757

Unit Size: 100 ug

Store at -20 to -80C. Avoid freeze-thaw cycles.

www.novusbio.com



technical@novusbio.com

Protocols, Publications, Related Products, Reviews, Research Tools and Images at:
www.novusbio.com/NBP3-08757

Updated 7/16/2024 v.20.1

Earn rewards for product
reviews and publications.

Submit a publication at www.novusbio.com/publications

Submit a review at www.novusbio.com/reviews/destination/NBP3-08757



NBP3-08757

TOP2A Antibody (TOP2A/6570R) - Azide and BSA Free

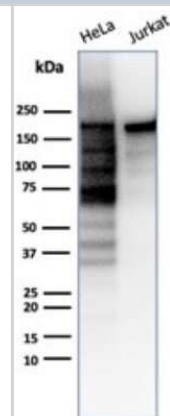
Product Information	
Unit Size	100 ug
Concentration	1 mg/ml
Storage	Store at -20 to -80C. Avoid freeze-thaw cycles.
Clonality	Monoclonal
Clone	TOP2A/6570R
Preservative	No Preservative
Isotype	IgG
Purity	Protein A or G purified
Buffer	10 mM PBS
Target Molecular Weight	170 kDa

Product Description	
Description	1.0 mg/ml of antibody purified from Bioreactor Concentrate by Protein A/G. Prepared in 10mM PBS WITHOUT BSA & azide. Also available at 200 ug/ml WITH BSA & azide (NBP3-07736). Antibody with azide - store at 2 to 8C. Antibody without azide - store at -20 to -80 C.
Host	Rabbit
Gene ID	7153
Gene Symbol	TOP2A
Species	Human
Marker	Proliferation & Drug-Resistance Marker
Immunogen	Recombinant human TOP2A fragment (aa1352-1493) (exact sequence is proprietary) (Uniprot: P11388)

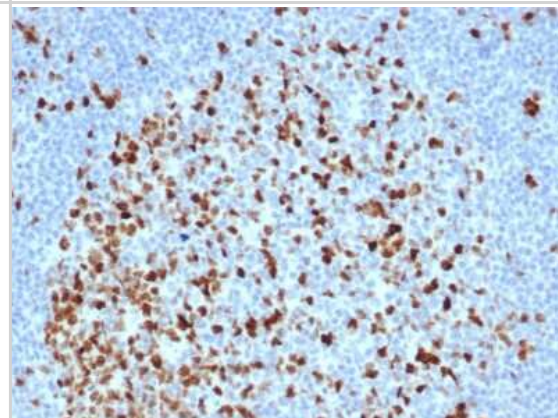
Product Application Details	
Applications	Western Blot, Immunohistochemistry-Paraffin
Recommended Dilutions	Western Blot, Immunohistochemistry-Paraffin 1-2 ug/ml
Application Notes	Immunohistochemistry Formalin-fixed: 1-2ug/ml for 30 minutes at RT. Staining of formalin-fixed tissues requires heating tissue sections in 10mM Tris with 1mM EDTA, pH 9.0, for 45 min at 95C followed by cooling at RT for 20 minutes. Optimal dilution for a specific application should be determined.

Images

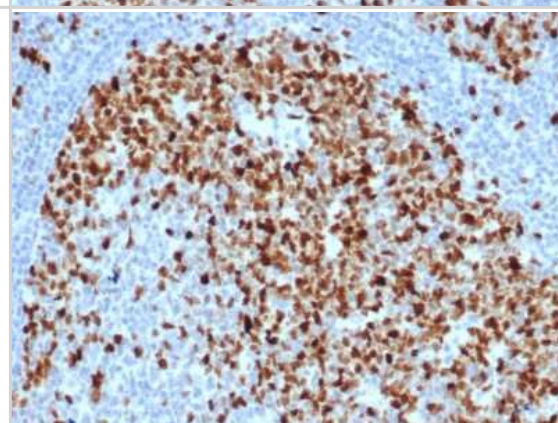
Western Blot: TOP2A Antibody (TOP2A/6570R) - Azide and BSA Free [NBP3-08757] - Western Blot Analysis of HeLa and Jurkat cell lysates using TOP2A antibody (TOP2A/6570R).



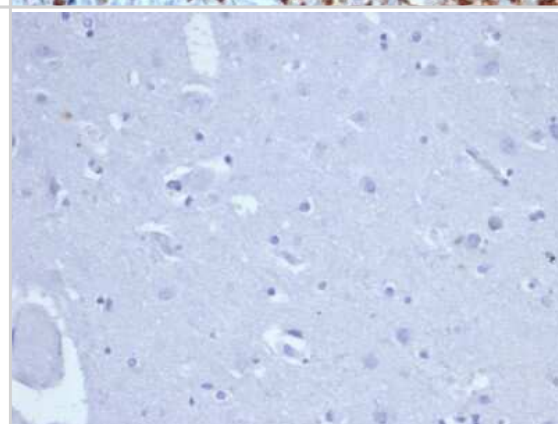
Immunohistochemistry-Paraffin: TOP2A Antibody (TOP2A/6570R) - Azide and BSA Free [NBP3-08757] - Formalin-fixed, paraffin-embedded human lymph node stained with TOP2A Recombinant Rabbit Monoclonal Antibody (TOP2A/6570R).



Immunohistochemistry-Paraffin: TOP2A Antibody (TOP2A/6570R) - Azide and BSA Free [NBP3-08757] - Formalin-fixed, paraffin-embedded human tonsil stained with TOP2A Recombinant Rabbit Monoclonal Antibody (TOP2A/6570R).



Immunohistochemistry-Paraffin: TOP2A Antibody (TOP2A/6570R) - Azide and BSA Free [NBP3-08757] - IHC analysis of formalin-fixed, paraffin-embedded human brain. Negative tissue control using TOP2A antibody (TOP2A/6570R) at 2ug/ml in PBS for 30min RT. HIER: Tris/EDTA, pH9.0, 45min. 2 : HRP-polymer, 30min. DAB, 5min.





Novus Biologicals USA

10730 E. Briarwood Avenue
Centennial, CO 80112
USA
Phone: 303.730.1950
Toll Free: 1.888.506.6887
Fax: 303.730.1966
nb-customerservice@bio-techne.com

Bio-Techne Canada

21 Canmotor Ave
Toronto, ON M8Z 4E6
Canada
Phone: 905.827.6400
Toll Free: 855.668.8722
Fax: 905.827.6402
canada.inquires@bio-techne.com

Bio-Techne Ltd

19 Barton Lane
Abingdon Science Park
Abingdon, OX14 3NB, United Kingdom
Phone: (44) (0) 1235 529449
Free Phone: 0800 37 34 15
Fax: (44) (0) 1235 533420
info.EMEA@bio-techne.com

General Contact Information

www.novusbio.com
Technical Support: nb-technical@bio-techne.com
Orders: nb-customerservice@bio-techne.com
General: novus@novusbio.com

Products Related to NBP3-08757

HAF008	Goat anti-Rabbit IgG Secondary Antibody [HRP]
NB7160	Goat anti-Rabbit IgG (H+L) Secondary Antibody [HRP]
NBP2-24891	Rabbit IgG Isotype Control
H00007153-Q01-10ug	Recombinant Human TOP2A GST (N-Term) Protein

Limitations

This product is for research use only and is not approved for use in humans or in clinical diagnosis. Primary Antibodies are guaranteed for 1 year from date of receipt.

For more information on our 100% guarantee, please visit www.novusbio.com/guarantee

Earn gift cards/discounts by submitting a review: www.novusbio.com/reviews/submit/NBP3-08757

Earn gift cards/discounts by submitting a publication using this product:
www.novusbio.com/publications

