

Product Datasheet

ZFP64 Antibody (PCRP-ZFP64-1H2) - Azide and BSA Free NBP3-08648

Unit Size: 100 ug

Store at -20 to -80C. Avoid freeze-thaw cycles.

www.novusbio.com



technical@novusbio.com

Protocols, Publications, Related Products, Reviews, Research Tools and Images at:
www.novusbio.com/NBP3-08648

Updated 7/16/2024 v.20.1

Earn rewards for product
reviews and publications.

Submit a publication at www.novusbio.com/publications

Submit a review at www.novusbio.com/reviews/destination/NBP3-08648



NBP3-08648

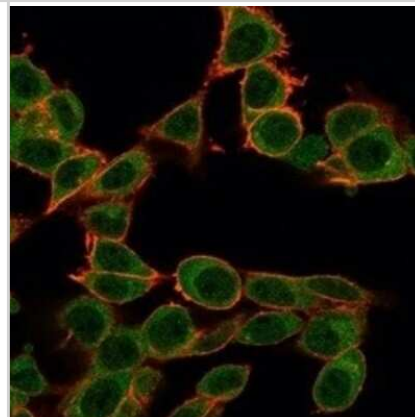
ZFP64 Antibody (PCRP-ZFP64-1H2) - Azide and BSA Free

| Product Information | |
|------------------------------------|---|
| Unit Size | 100 ug |
| Concentration | 1 mg/ml |
| Storage | Store at -20 to -80C. Avoid freeze-thaw cycles. |
| Clonality | Monoclonal |
| Clone | PCRP-ZFP64-1H2 |
| Preservative | No Preservative |
| Isotype | IgG2b |
| Purity | Protein A or G purified |
| Buffer | 10 mM PBS |
| Target Molecular Weight | 75 kDa |
| Product Description | |
| Description | 1.0 mg/ml of antibody purified from Bioreactor Concentrate by Protein A/G. Prepared in 10mM PBS WITHOUT BSA & azide. Also available at 200 ug/ml WITH BSA & azide (NBP3-07697). Antibody with azide - store at 2 to 8C. Antibody without azide - store at -20 to -80 C. |
| Host | Mouse |
| Gene ID | 55734 |
| Gene Symbol | ZFP64 |
| Species | Human |
| Immunogen | Recombinant full-length human ZFP64 protein (Uniprot: Q9NTW7) |
| Product Application Details | |
| Applications | Western Blot, Flow Cytometry, Immunocytochemistry/ Immunofluorescence, Immunohistochemistry, Immunohistochemistry-Paraffin, Protein Array |
| Recommended Dilutions | Western Blot 1-2 ug/ml, Flow Cytometry 1-2 ug/million cells, Immunohistochemistry, Immunocytochemistry/ Immunofluorescence 1-2 ug/ml, Immunohistochemistry-Paraffin, Protein Array |
| Application Notes | Immunohistochemistry Formalin-fixed: 1-2ug/ml for 30 minutes at RT. Staining of formalin-fixed tissues requires heating tissue sections in 10mM Tris with 1mM EDTA, pH 9.0, for 45 min at 95C followed by cooling at RT for 20 minutes. Optimal dilution for a specific application should be determined. |

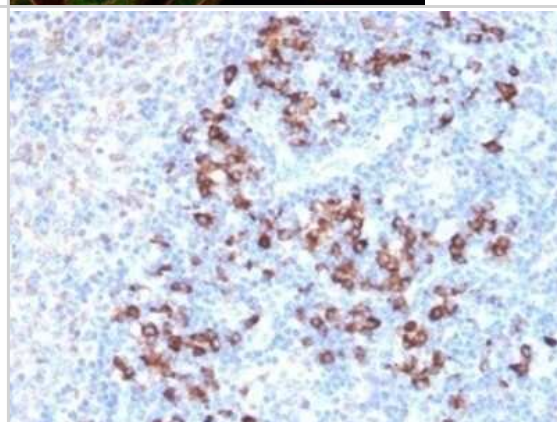


Images

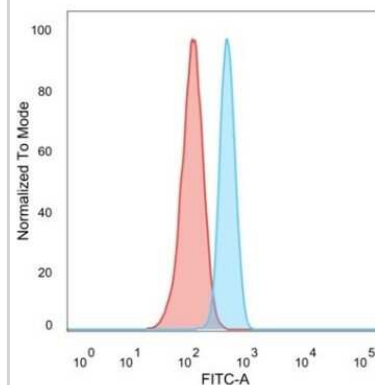
Immunocytochemistry/Immunofluorescence: ZFP64 Antibody (PCRP-ZFP64-1H2) [NBP3-08648] - Immunofluorescence Analysis of PFA-fixed HeLa cells using ZFP64 Mouse Monoclonal Antibody (PCRP-ZFP64-1H2) followed by goat anti- Mouse IgG-CF488 (green). CF640A phalloidin (red).



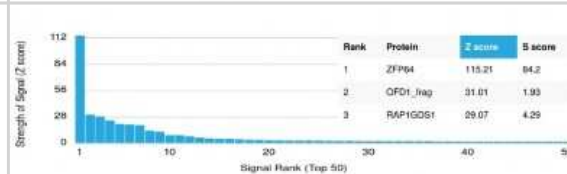
Immunohistochemistry-Paraffin: ZFP64 Antibody (PCRP-ZFP64-1H2) [NBP3-08648] - Formalin-fixed, paraffin-embedded human lymph node stained with ZFP64 Mouse Monoclonal Antibody (PCRP-ZFP64-1H2).



Flow Cytometry: ZFP64 Antibody (PCRP-ZFP64-1H2) [NBP3-08648] - Flow Cytometric Analysis of PFA-fixed HeLa cells. ZFP64 Mouse Monoclonal Antibody (PCRP-ZFP64-1H2) followed by goat anti- Mouse IgG-CF488 (blue); unstained cells (red).



Protein Array: ZFP64 Antibody (PCRP-ZFP64-1H2) [NBP3-08648] - Analysis of Protein Array containing more than 19,000 full-length human proteins using ZFP64 Mouse Monoclonal Antibody (PCRP-ZFP64-1H2).





Novus Biologicals USA

10730 E. Briarwood Avenue
Centennial, CO 80112
USA
Phone: 303.730.1950
Toll Free: 1.888.506.6887
Fax: 303.730.1966
nb-customerservice@bio-techne.com

Bio-Techne Canada

21 Canmotor Ave
Toronto, ON M8Z 4E6
Canada
Phone: 905.827.6400
Toll Free: 855.668.8722
Fax: 905.827.6402
canada.inquires@bio-techne.com

Bio-Techne Ltd

19 Barton Lane
Abingdon Science Park
Abingdon, OX14 3NB, United Kingdom
Phone: (44) (0) 1235 529449
Free Phone: 0800 37 34 15
Fax: (44) (0) 1235 533420
info.EMEA@bio-techne.com

General Contact Information

www.novusbio.com
Technical Support: nb-technical@bio-techne.com
Orders: nb-customerservice@bio-techne.com
General: novus@novusbio.com

Products Related to NBP3-08648

| | |
|--------------------|---|
| HAF007 | Goat anti-Mouse IgG Secondary Antibody [HRP] |
| NB720-B | Rabbit anti-Mouse IgG (H+L) Secondary Antibody [Biotin] |
| NBP2-27231 | Mouse IgG2b Isotype Control (MPC-11) |
| H00055734-P01-10ug | Recombinant Human ZFP64 GST (N-Term) Protein |

Limitations

This product is for research use only and is not approved for use in humans or in clinical diagnosis. Primary Antibodies are guaranteed for 1 year from date of receipt.

For more information on our 100% guarantee, please visit www.novusbio.com/guarantee

Earn gift cards/discounts by submitting a review: www.novusbio.com/reviews/submit/NBP3-08648

Earn gift cards/discounts by submitting a publication using this product:
www.novusbio.com/publications

