

# Product Datasheet

## Cytokeratin 15 Antibody (KRT15/2103R) - Azide and BSA Free NBP3-08609

Unit Size: 100 ug

Store at -20 to -80C. Avoid freeze-thaw cycles.

[www.novusbio.com](http://www.novusbio.com)



[technical@novusbio.com](mailto:technical@novusbio.com)

Protocols, Publications, Related Products, Reviews, Research Tools and Images at:  
[www.novusbio.com/NBP3-08609](http://www.novusbio.com/NBP3-08609)

Updated 7/16/2024 v.20.1

Earn rewards for product reviews and publications.

Submit a publication at [www.novusbio.com/publications](http://www.novusbio.com/publications)

Submit a review at [www.novusbio.com/reviews/destination/NBP3-08609](http://www.novusbio.com/reviews/destination/NBP3-08609)



**NBP3-08609**

Cytokeratin 15 Antibody (KRT15/2103R) - Azide and BSA Free

Product Information	
Unit Size	100 ug
Concentration	1 mg/ml
Storage	Store at -20 to -80C. Avoid freeze-thaw cycles.
Clonality	Monoclonal
Clone	KRT15/2103R
Preservative	No Preservative
Isotype	IgG
Purity	Protein A purified
Buffer	10 mM PBS
Target Molecular Weight	52 kDa

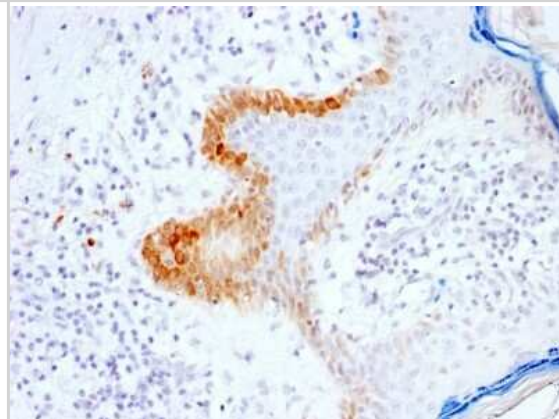
Product Description	
Description	1.0 mg/ml of antibody purified by Protein A Column. Prepared in 10mM PBS WITHOUT BSA & azide. Also available at 200 ug/ml WITH BSA & azide (NBP3-07621).  Antibody with azide - store at 2 to 8C. Antibody without azide - store at -20 to -80C.
Host	Rabbit
Gene ID	3866
Gene Symbol	KRT15
Species	Human, Rat, Bovine
Marker	Esophageal Squamous Cell Carcinoma Marker
Immunogen	Recombinant human full-length Cytokeratin 15 protein (Uniprot: P19012)

Product Application Details	
Applications	Flow Cytometry, Immunohistochemistry-Paraffin
Recommended Dilutions	Flow Cytometry 1-2 ug/million cells, Immunohistochemistry-Paraffin 1-2 ug/ml
Application Notes	Immunohistochemistry Formalin-fixed: 1-2ug/ml for 30 minutes at RT. Staining of formalin-fixed tissues requires heating tissue sections in 10mM Tris with 1mM EDTA, pH 9.0, for 45 min at 95C followed by cooling at RT for 20 minutes.

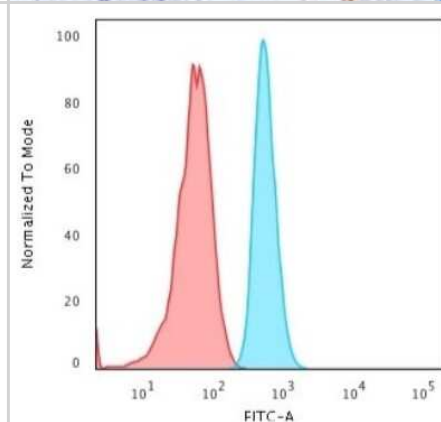


## Images

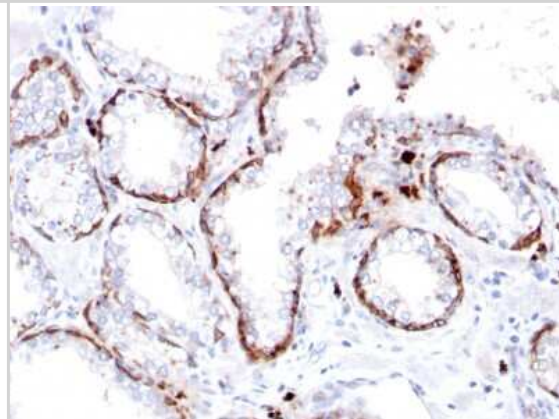
Immunohistochemistry-Paraffin: Cytokeratin 15 Antibody (KRT15/2103R) - Azide and BSA Free [NBP3-08609] - Formalin-fixed, paraffin-embedded human Skin stained with Cytokeratin 15 Rabbit Recombinant Monoclonal Ab (KRT15/2103R).



Flow Cytometry: Cytokeratin 15 Antibody (KRT15/2103R) - Azide and BSA Free [NBP3-08609] - Flow Cytometric Analysis of HeLa cells using Cytokeratin 15 Rabbit Recombinant Monoclonal Ab (Cytokeratin 15/2103R) followed by Goat anti-rabbit IgG-CF488 (Blue); Isotype Control (Red).



Immunohistochemistry-Paraffin: Cytokeratin 15 Antibody (KRT15/2103R) - Azide and BSA Free [NBP3-08609] - Formalin-fixed, paraffin-embedded human Prostate stained with Cytokeratin 15 Rabbit Recombinant Monoclonal Ab (KRT15/2103R).





### **Novus Biologicals USA**

10730 E. Briarwood Avenue  
Centennial, CO 80112  
USA  
Phone: 303.730.1950  
Toll Free: 1.888.506.6887  
Fax: 303.730.1966  
nb-customerservice@bio-techne.com

### **Bio-Techne Canada**

21 Canmotor Ave  
Toronto, ON M8Z 4E6  
Canada  
Phone: 905.827.6400  
Toll Free: 855.668.8722  
Fax: 905.827.6402  
canada.inquires@bio-techne.com

### **Bio-Techne Ltd**

19 Barton Lane  
Abingdon Science Park  
Abingdon, OX14 3NB, United Kingdom  
Phone: (44) (0) 1235 529449  
Free Phone: 0800 37 34 15  
Fax: (44) (0) 1235 533420  
info.EMEA@bio-techne.com

### **General Contact Information**

www.novusbio.com  
Technical Support: nb-technical@bio-techne.com  
Orders: nb-customerservice@bio-techne.com  
General: novus@novusbio.com

### **Products Related to NBP3-08609**

---

HAF008	Goat anti-Rabbit IgG Secondary Antibody [HRP]
NB7160	Goat anti-Rabbit IgG (H+L) Secondary Antibody [HRP]
NBP2-24891	Rabbit IgG Isotype Control
NBP1-85603PEP	Cytokeratin 15 Recombinant Protein Antigen

---

### **Limitations**

This product is for research use only and is not approved for use in humans or in clinical diagnosis. Primary Antibodies are guaranteed for 1 year from date of receipt.

For more information on our 100% guarantee, please visit [www.novusbio.com/guarantee](http://www.novusbio.com/guarantee)

Earn gift cards/discounts by submitting a review: [www.novusbio.com/reviews/submit/NBP3-08609](http://www.novusbio.com/reviews/submit/NBP3-08609)

Earn gift cards/discounts by submitting a publication using this product:  
[www.novusbio.com/publications](http://www.novusbio.com/publications)

