

Product Datasheet

Cytokeratin 15 Antibody (KRT15/2957) - Azide and BSA Free NBP3-08478

Unit Size: 100 ug

Store at -20 to -80C. Avoid freeze-thaw cycles.

www.novusbio.com



technical@novusbio.com

Protocols, Publications, Related Products, Reviews, Research Tools and Images at:
www.novusbio.com/NBP3-08478

Updated 7/16/2024 v.20.1

Earn rewards for product reviews and publications.

Submit a publication at www.novusbio.com/publications

Submit a review at www.novusbio.com/reviews/destination/NBP3-08478



NBP3-08478

Cytokeratin 15 Antibody (KRT15/2957) - Azide and BSA Free

Product Information	
Unit Size	100 ug
Concentration	1 mg/ml
Storage	Store at -20 to -80C. Avoid freeze-thaw cycles.
Clonality	Monoclonal
Clone	KRT15/2957
Preservative	No Preservative
Isotype	IgG2c Kappa
Purity	Protein A or G purified
Buffer	10 mM PBS
Target Molecular Weight	52 kDa

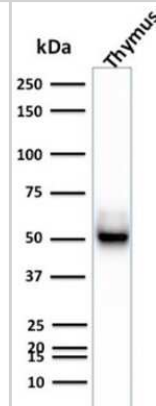
Product Description	
Description	1.0 mg/ml of antibody purified from Bioreactor Concentrate by Protein A/G. Prepared in 10mM PBS WITHOUT BSA & azide. Also available at 200 ug/ml WITH BSA & azide (NBP3-07613). Antibody with azide - store at 2 to 8C. Antibody without azide - store at -20 to -80C.
Host	Mouse
Gene ID	3866
Gene Symbol	KRT15
Species	Human
Marker	Esophageal Squamous Cell Carcinoma Marker
Immunogen	Recombinant full-length human Cytokeratin 15 protein (Uniprot: P19012)

Product Application Details	
Applications	Western Blot, Flow Cytometry, Immunocytochemistry/ Immunofluorescence, Immunohistochemistry, Immunohistochemistry-Paraffin, Protein Array
Recommended Dilutions	Western Blot 1-2 ug/ml, Flow Cytometry 1-2 ug/million cells, Immunohistochemistry, Immunocytochemistry/ Immunofluorescence 1-2 ug/ml, Immunohistochemistry-Paraffin, Protein Array
Application Notes	Immunohistochemistry Formalin-fixed: 1-2ug/ml for 30 minutes at RT. Staining of formalin-fixed tissues requires heating tissue sections in 10mM Tris with 1mM EDTA, pH 9.0, for 45 min at 95C followed by cooling at RT for 20 minutes.

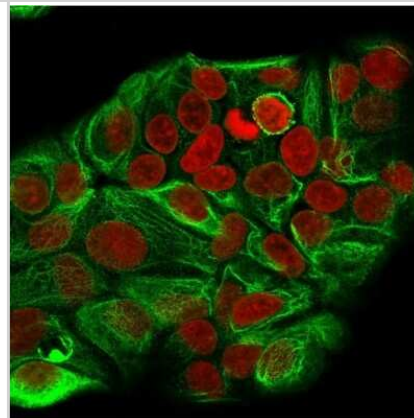


Images

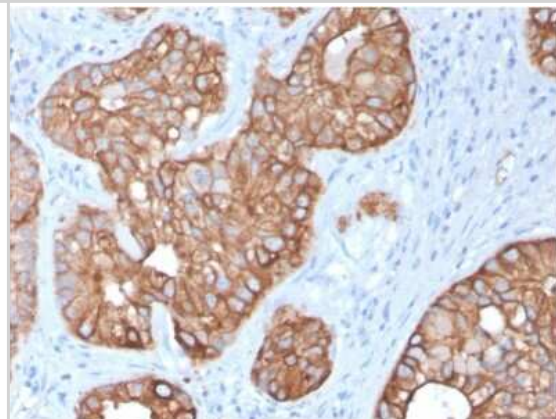
Western Blot: Cytokeratin 15 Antibody (KRT15/2957) - Azide and BSA Free [NBP3-08478] - Western Blot Analysis of Human Thymus tissue lysate using Cytokeratin 15 Mouse Monoclonal Antibody (KRT15/2957)



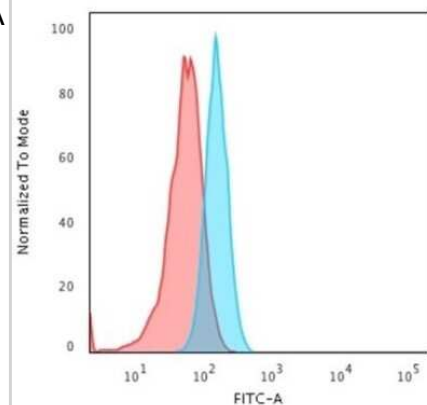
Immunocytochemistry/Immunofluorescence: Cytokeratin 15 Antibody (KRT15/2957) - Azide and BSA Free [NBP3-08478] - Immunofluorescence Analysis of methanol-fixed human MCF-7 cells. Cytokeratin 15 Mouse Monoclonal Antibody (KRT15/2957) followed by goat anti- Mouse IgG-CF488 (Green). The nuclear counterstain is RedDot (Red)




Immunohistochemistry-Paraffin: Cytokeratin 15 Antibody (KRT15/2957) - Azide and BSA Free [NBP3-08478] - Formalin-fixed, paraffin-embedded human Colon Carcinoma stained with Cytokeratin 15 Mouse Monoclonal Antibody (KRT15/2957)



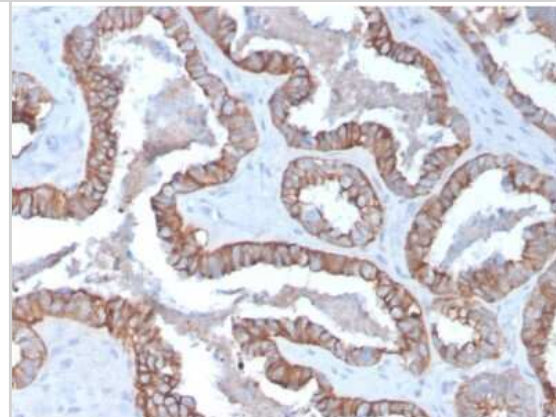
Flow Cytometry: Cytokeratin 15 Antibody (KRT15/2957) - Azide and BSA Free [NBP3-08478] - Flow Cytometric Analysis of PFA-fixed HeLa cells using Cytokeratin 15 antibody (KRT15/2957) followed by goat anti- Mouse IgG-CF488 (Blue); Isotype Control (Red).



Western Blot: Cytokeratin 15 Antibody (KRT15/2957) - Azide and BSA Free [NBP3-08478] - Western Blot Analysis of HCT116 cell lysate using Cytokeratin 15 Mouse Monoclonal Antibody (KRT15/2957)



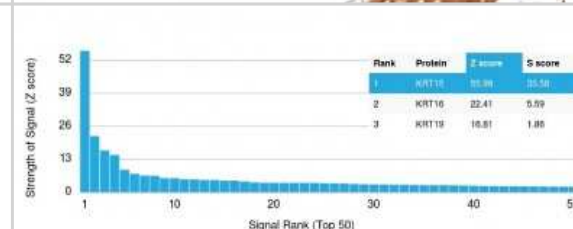
Immunohistochemistry-Paraffin: Cytokeratin 15 Antibody (KRT15/2957) - Azide and BSA Free [NBP3-08478] - Formalin-fixed, paraffin-embedded human Prostate Carcinoma stained with Cytokeratin 15 Mouse Monoclonal Antibody (KRT15/2957)



Immunohistochemistry-Paraffin: Cytokeratin 15 Antibody (KRT15/2957) - Azide and BSA Free [NBP3-08478] - Formalin-fixed, paraffin-embedded human Basal Cell Carcinoma stained with Cytokeratin 15 Mouse Monoclonal Antibody (KRT15/2957).



Protein Array: Cytokeratin 15 Antibody (KRT15/2957) - Azide and BSA Free [NBP3-08478] - Analysis of Protein Array containing more than 19,000 full-length human proteins using Cytokeratin 15 Mouse Monoclonal Antibody (KRT15/2957).





Novus Biologicals USA

10730 E. Briarwood Avenue
Centennial, CO 80112
USA
Phone: 303.730.1950
Toll Free: 1.888.506.6887
Fax: 303.730.1966
nb-customerservice@bio-techne.com

Bio-Techne Canada

21 Canmotor Ave
Toronto, ON M8Z 4E6
Canada
Phone: 905.827.6400
Toll Free: 855.668.8722
Fax: 905.827.6402
canada.inquires@bio-techne.com

Bio-Techne Ltd

19 Barton Lane
Abingdon Science Park
Abingdon, OX14 3NB, United Kingdom
Phone: (44) (0) 1235 529449
Free Phone: 0800 37 34 15
Fax: (44) (0) 1235 533420
info.EMEA@bio-techne.com

General Contact Information

www.novusbio.com
Technical Support: nb-technical@bio-techne.com
Orders: nb-customerservice@bio-techne.com
General: novus@novusbio.com

Products Related to NBP3-08478

HAF007	Goat anti-Mouse IgG Secondary Antibody [HRP]
NB720-B	Rabbit anti-Mouse IgG (H+L) Secondary Antibody [Biotin]
NBP1-85603PEP	Cytokeratin 15 Recombinant Protein Antigen
8184-CK-050	Choline Kinase beta [Unconjugated]

Limitations

This product is for research use only and is not approved for use in humans or in clinical diagnosis. Primary Antibodies are guaranteed for 1 year from date of receipt.

For more information on our 100% guarantee, please visit www.novusbio.com/guarantee

Earn gift cards/discounts by submitting a review: www.novusbio.com/reviews/submit/NBP3-08478

Earn gift cards/discounts by submitting a publication using this product:
www.novusbio.com/publications

