

# Product Datasheet

## ATG5 Antibody (ATG5/2553) - Azide and BSA Free NBP3-08434

Unit Size: 100 ug

Store at -20 to -80C. Avoid freeze-thaw cycles.

[www.novusbio.com](http://www.novusbio.com)



[technical@novusbio.com](mailto:technical@novusbio.com)

Protocols, Publications, Related Products, Reviews, Research Tools and Images at:  
[www.novusbio.com/NBP3-08434](http://www.novusbio.com/NBP3-08434)

Updated 9/11/2024 v.20.1

Earn rewards for product  
reviews and publications.

Submit a publication at [www.novusbio.com/publications](http://www.novusbio.com/publications)

Submit a review at [www.novusbio.com/reviews/destination/NBP3-08434](http://www.novusbio.com/reviews/destination/NBP3-08434)



**NBP3-08434**

ATG5 Antibody (ATG5/2553) - Azide and BSA Free

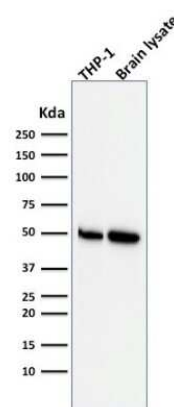
Product Information	
Unit Size	100 ug
Concentration	1 mg/ml
Storage	Store at -20 to -80C. Avoid freeze-thaw cycles.
Clonality	Monoclonal
Clone	ATG5/2553
Preservative	No Preservative
Isotype	IgG1 Kappa
Purity	Protein A or G purified
Buffer	10 mM PBS
Target Molecular Weight	32 kDa

Product Description	
Description	1.0 mg/ml of antibody purified from Bioreactor Concentrate by Protein A/G. Prepared in 10mM PBS WITHOUT BSA & azide. Also available at 200 ug/ml WITH BSA & azide (NBP3-07880).  Antibody with azide - store at 2 to 8C. Antibody without azide - store at -20 to -80C.
Host	Mouse
Gene ID	9474
Gene Symbol	ATG5
Species	Human
Marker	Autophagy Marker
Immunogen	Recombinant fragment of human ATG5 protein (around aa 1-119) (exact sequence is proprietary) (Uniprot: Q9H1Y0)

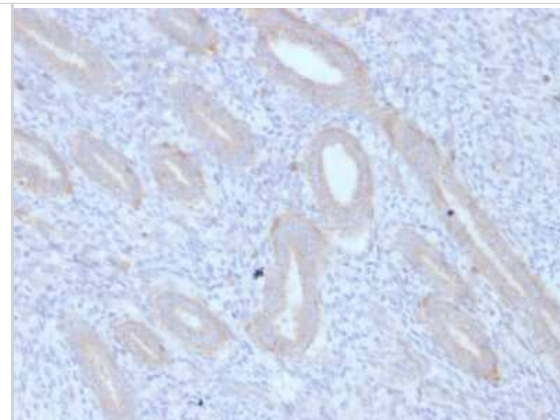
Product Application Details	
Applications	Western Blot, ELISA, Immunohistochemistry-Paraffin
Recommended Dilutions	Western Blot 1-2 ug/ml, ELISA 1-5 ug/ml, Immunohistochemistry-Paraffin 1-2 ug/ml
Application Notes	ELISA: 1-5ug/ml. Order antibody without BSA

**Images**

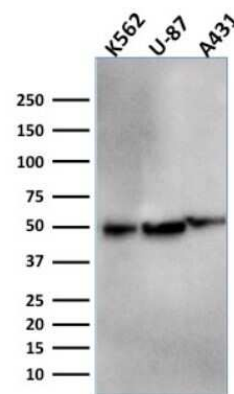
Western Blot: ATG5 Antibody (ATG5/2553) - Azide and BSA Free [NBP3-08434] - Western Blot Analysis of THP-1 cell and human Brain tissue lysate using ATG5 Mouse Monoclonal Antibody (ATG5/2553).



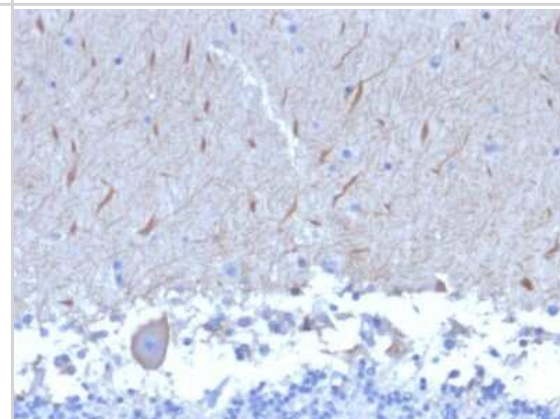
Immunohistochemistry-Paraffin: ATG5 Antibody (ATG5/2553) - Azide and BSA Free [NBP3-08434] - Formalin-fixed, paraffin-embedded human Endometrium stained with ATG5 Mouse Monoclonal Antibody (ATG5/2553).



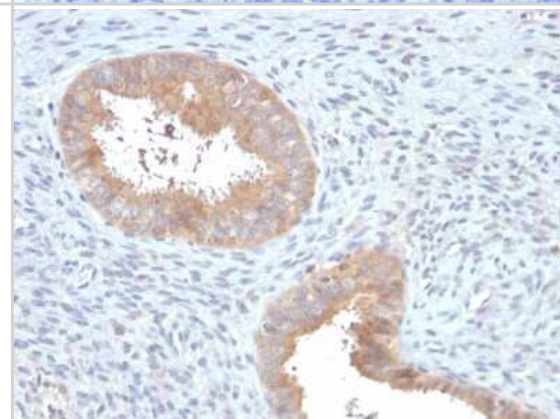
Western Blot: ATG5 Antibody (ATG5/2553) - Azide and BSA Free [NBP3-08434] - Western Blot Analysis of K562, U-87, A431 cell lysates using ATG5 Mouse Monoclonal Antibody (ATG5/2553).



Immunohistochemistry-Paraffin: ATG5 Antibody (ATG5/2553) - Azide and BSA Free [NBP3-08434] - Formalin-fixed, paraffin-embedded human Brain stained with ATG5 Mouse Monoclonal Antibody (ATG5/2553).



Immunohistochemistry-Paraffin: ATG5 Antibody (ATG5/2553) - Azide and BSA Free [NBP3-08434] - Formalin-fixed, paraffin-embedded human Uterus stained with ATG5 Mouse Monoclonal Antibody (ATG5/2553).





### **Novus Biologicals USA**

10730 E. Briarwood Avenue  
Centennial, CO 80112  
USA  
Phone: 303.730.1950  
Toll Free: 1.888.506.6887  
Fax: 303.730.1966  
nb-customerservice@bio-techne.com

### **Bio-Techne Canada**

21 Canmotor Ave  
Toronto, ON M8Z 4E6  
Canada  
Phone: 905.827.6400  
Toll Free: 855.668.8722  
Fax: 905.827.6402  
canada.inquires@bio-techne.com

### **Bio-Techne Ltd**

19 Barton Lane  
Abingdon Science Park  
Abingdon, OX14 3NB, United Kingdom  
Phone: (44) (0) 1235 529449  
Free Phone: 0800 37 34 15  
Fax: (44) (0) 1235 533420  
info.EMEA@bio-techne.com

### **General Contact Information**

www.novusbio.com  
Technical Support: nb-technical@bio-techne.com  
Orders: nb-customerservice@bio-techne.com  
General: novus@novusbio.com

### **Products Related to NBP3-08434**

---

HAF007	Goat anti-Mouse IgG Secondary Antibody [HRP]
NB720-B	Rabbit anti-Mouse IgG (H+L) Secondary Antibody [Biotin]
NBP1-43319-0.5mg	Mouse IgG1 Kappa Isotype Control (P3.6.2.8.1)
NB110-53818PEP	ATG5 Antibody Blocking Peptide

---

### **Limitations**

This product is for research use only and is not approved for use in humans or in clinical diagnosis. Primary Antibodies are guaranteed for 1 year from date of receipt.

For more information on our 100% guarantee, please visit [www.novusbio.com/guarantee](http://www.novusbio.com/guarantee)

Earn gift cards/discounts by submitting a review: [www.novusbio.com/reviews/submit/NBP3-08434](http://www.novusbio.com/reviews/submit/NBP3-08434)

Earn gift cards/discounts by submitting a publication using this product:  
[www.novusbio.com/publications](http://www.novusbio.com/publications)

