

Product Datasheet

Cytokeratin 20 Antibody (KRT20/1991) - Azide and BSA Free NBP3-08406

Unit Size: 100 ug

Store at -20 to -80C. Avoid freeze-thaw cycles.

www.novusbio.com



technical@novusbio.com

Protocols, Publications, Related Products, Reviews, Research Tools and Images at:
www.novusbio.com/NBP3-08406

Updated 7/16/2024 v.20.1

Earn rewards for product reviews and publications.

Submit a publication at www.novusbio.com/publications

Submit a review at www.novusbio.com/reviews/destination/NBP3-08406



NBP3-08406


Cytokeratin 20 Antibody (KRT20/1991) - Azide and BSA Free

Product Information	
Unit Size	100 ug
Concentration	1 mg/ml
Storage	Store at -20 to -80C. Avoid freeze-thaw cycles.
Clonality	Monoclonal
Clone	KRT20/1991
Preservative	No Preservative
Isotype	IgG1 Kappa
Purity	Protein A or G purified
Buffer	10 mM PBS
Target Molecular Weight	46 kDa
Product Description	
Description	1.0 mg/ml of antibody purified from Bioreactor Concentrate by Protein A/G. Prepared in 10mM PBS WITHOUT BSA & azide. Also available at 200 ug/ml WITH BSA & azide (NBP3-07285). Antibody with azide - store at 2 to 8C. Antibody without azide - store at -20 to -80C.
Host	Mouse
Gene ID	54474
Gene Symbol	KRT20
Species	Human
Marker	Colorectal Epithelial Marker
Specificity/Sensitivity	This monoclonal antibody recognizes an intermediate filament protein of 46kDa, identified as cytokeratin 20 (KRT20). KRT is abundantly expressed in goblet cells and enterocytes of the gastrointestinal tract. It is a useful marker of pancreatic and colorectal cancer. KRT20 is expressed under normal, hyperplastic and neoplastic conditions. It has been detected in adenocarcinomas of the colon, stomach and biliary tract. Breast carcinomas are generally non-reactive.
Immunogen	Recombinant fragment of human Cytokeratin 20 protein (around aa 196-323) (exact sequence is proprietary) (Uniprot: P35900)
Product Application Details	
Applications	Western Blot, Immunohistochemistry-Paraffin, Protein Array
Recommended Dilutions	Western Blot 1-2 ug/ml, Immunohistochemistry-Paraffin 1-2 ug/ml, Protein Array
Application Notes	Immunohistochemistry Formalin-fixed: 1-2ug/ml for 30 minutes at RT. Staining of formalin-fixed tissues requires heating tissue sections in 10mM Tris with 1mM EDTA, pH 9.0, for 45 min at 95C followed by cooling at RT for 20 minutes.

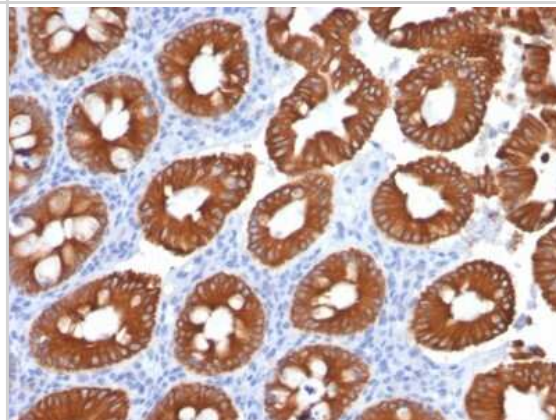


Images

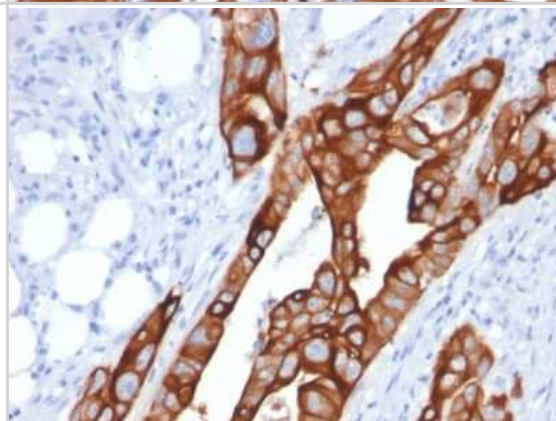
Western Blot: Cytokeratin 20 Antibody (KRT20/1991) [NBP3-08406] - Western Blot Analysis of human HT29 cell lysate using Cytokeratin 20 Mouse Monoclonal Antibody (KRT20/1991).



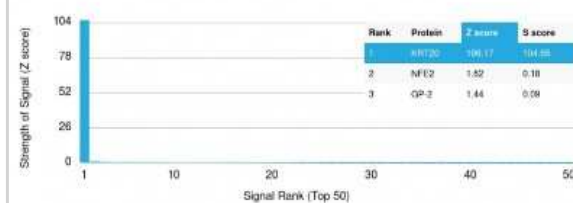
Immunohistochemistry-Paraffin: Cytokeratin 20 Antibody (KRT20/1991) [NBP3-08406] - Formalin-fixed, paraffin-embedded human Normal Colon stained with Cytokeratin 20 Mouse Monoclonal Antibody (KRT20/1991).



Immunohistochemistry-Paraffin: Cytokeratin 20 Antibody (KRT20/1991) [NBP3-08406] - Formalin-fixed, paraffin-embedded human Colon Carcinoma stained with Cytokeratin 20 Mouse Monoclonal Antibody (KRT20/1991).



Protein Array: Cytokeratin 20 Antibody (KRT20/1991) [NBP3-08406] - Analysis of Protein Array containing more than 19,000 full-length human proteins using Cytokeratin 20 Mouse Monoclonal Antibody (KRT20/1991).





Novus Biologicals USA

10730 E. Briarwood Avenue
Centennial, CO 80112
USA
Phone: 303.730.1950
Toll Free: 1.888.506.6887
Fax: 303.730.1966
nb-customerservice@bio-techne.com

Bio-Techne Canada

21 Canmotor Ave
Toronto, ON M8Z 4E6
Canada
Phone: 905.827.6400
Toll Free: 855.668.8722
Fax: 905.827.6402
canada.inquires@bio-techne.com

Bio-Techne Ltd

19 Barton Lane
Abingdon Science Park
Abingdon, OX14 3NB, United Kingdom
Phone: (44) (0) 1235 529449
Free Phone: 0800 37 34 15
Fax: (44) (0) 1235 533420
info.EMEA@bio-techne.com

General Contact Information

www.novusbio.com
Technical Support: nb-technical@bio-techne.com
Orders: nb-customerservice@bio-techne.com
General: novus@novusbio.com

Products Related to NBP3-08406

HAF007	Goat anti-Mouse IgG Secondary Antibody [HRP]
NB720-B	Rabbit anti-Mouse IgG (H+L) Secondary Antibody [Biotin]
NBP1-43319-0.5mg	Mouse IgG1 Kappa Isotype Control (P3.6.2.8.1)
NBP2-23165	Recombinant Human Cytokeratin 20 His Protein

Limitations

This product is for research use only and is not approved for use in humans or in clinical diagnosis. Primary Antibodies are guaranteed for 1 year from date of receipt.

For more information on our 100% guarantee, please visit www.novusbio.com/guarantee

Earn gift cards/discounts by submitting a review: www.novusbio.com/reviews/submit/NBP3-08406

Earn gift cards/discounts by submitting a publication using this product:
www.novusbio.com/publications

