

Product Datasheet

Smad3 Antibody (PCRP-SMAD3-1A2) - Azide and BSA Free NBP3-08287

Unit Size: 100 ug

Store at -20 to -80C. Avoid freeze-thaw cycles.

www.novusbio.com



technical@novusbio.com

Protocols, Publications, Related Products, Reviews, Research Tools and Images at:
www.novusbio.com/NBP3-08287

Updated 7/16/2024 v.20.1

Earn rewards for product
reviews and publications.

Submit a publication at www.novusbio.com/publications

Submit a review at www.novusbio.com/reviews/destination/NBP3-08287



NBP3-08287

Smad3 Antibody (PCRP-SMAD3-1A2) - Azide and BSA Free

Product Information	
Unit Size	100 ug
Concentration	1 mg/ml
Storage	Store at -20 to -80C. Avoid freeze-thaw cycles.
Clonality	Monoclonal
Clone	PCRP-SMAD3-1A2
Preservative	No Preservative
Isotype	IgG1
Purity	Protein A or G purified
Buffer	10 mM PBS
Target Molecular Weight	54 kDa

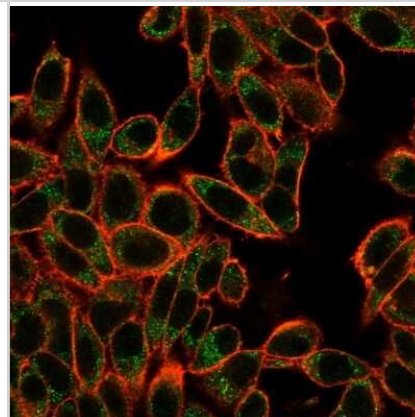
Product Description	
Description	1.0 mg/ml of antibody purified from Bioreactor Concentrate by Protein A/G. Prepared in 10mM PBS WITHOUT BSA & azide. Also available at 200 ug/ml WITH BSA & azide (NBP3-07255). Antibody with azide - store at 2 to 8C. Antibody without azide - store at -20 to -80 C.
Host	Mouse
Gene ID	4088
Gene Symbol	SMAD3
Species	Human
Immunogen	Recombinant full-length human Smad3 protein (Uniprot: P84022)

Product Application Details	
Applications	Flow Cytometry, Immunocytochemistry/ Immunofluorescence, Protein Array
Recommended Dilutions	Flow Cytometry 1-2 ug/million cells, Immunocytochemistry/ Immunofluorescence 1-2 ug/ml, Protein Array
Application Notes	Optimal dilution for a specific application should be determined.

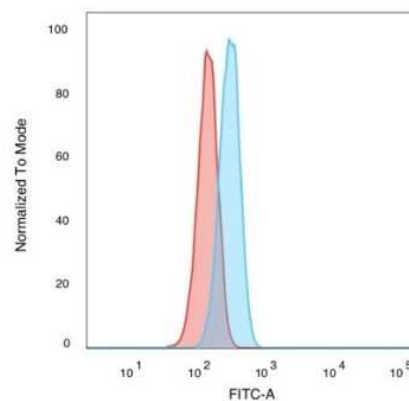


Images

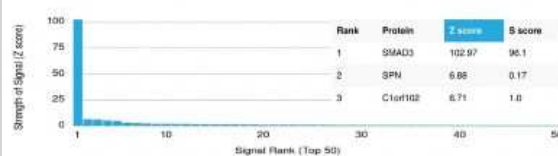
Immunocytochemistry/Immunofluorescence: Smad3 Antibody (PCRP-SMAD3-1A2) [NBP3-08287] - Immunofluorescence Analysis of PFA-fixed HeLa cells using Smad3 Mouse Monoclonal Antibody (PCRP-SMAD3-1A2) followed by goat anti- Mouse IgG-CF488 (green). CF640A phalloidin (red).



Flow Cytometry: Smad3 Antibody (PCRP-SMAD3-1A2) [NBP3-08287] - Flow Cytometric Analysis of PFA-fixed HeLa cells. Smad3 Mouse Monoclonal Antibody (PCRP-Smad3-1A2) followed by goat anti- Mouse IgG-CF488 (blue); unstained cells (red).



Protein Array: Smad3 Antibody (PCRP-SMAD3-1A2) [NBP3-08287] - Analysis of Protein Array containing more than 19,000 full-length human proteins using Smad3 Mouse Monoclonal Antibody (PCRP-Smad3-1A2).





Novus Biologicals USA

10730 E. Briarwood Avenue
Centennial, CO 80112
USA
Phone: 303.730.1950
Toll Free: 1.888.506.6887
Fax: 303.730.1966
nb-customerservice@bio-techne.com

Bio-Techne Canada

21 Canmotor Ave
Toronto, ON M8Z 4E6
Canada
Phone: 905.827.6400
Toll Free: 855.668.8722
Fax: 905.827.6402
canada.inquires@bio-techne.com

Bio-Techne Ltd

19 Barton Lane
Abingdon Science Park
Abingdon, OX14 3NB, United Kingdom
Phone: (44) (0) 1235 529449
Free Phone: 0800 37 34 15
Fax: (44) (0) 1235 533420
info.EMEA@bio-techne.com

General Contact Information

www.novusbio.com
Technical Support: nb-technical@bio-techne.com
Orders: nb-customerservice@bio-techne.com
General: novus@novusbio.com

Products Related to NBP3-08287

HAF007	Goat anti-Mouse IgG Secondary Antibody [HRP]
NB720-B	Rabbit anti-Mouse IgG (H+L) Secondary Antibody [Biotin]
NBP1-97005-0.5mg	Mouse IgG1 Isotype Control (MG1)
NBP1-30284	Recombinant Human Smad3 His Protein

Limitations

This product is for research use only and is not approved for use in humans or in clinical diagnosis. Primary Antibodies are guaranteed for 1 year from date of receipt.

For more information on our 100% guarantee, please visit www.novusbio.com/guarantee

Earn gift cards/discounts by submitting a review: www.novusbio.com/reviews/submit/NBP3-08287

Earn gift cards/discounts by submitting a publication using this product:
www.novusbio.com/publications

