

Product Datasheet

LMO2 Antibody (LMO2/1971) - Azide and BSA Free NBP3-08268

Unit Size: 100 ug

Store at -20 to -80C. Avoid freeze-thaw cycles.

www.novusbio.com



technical@novusbio.com

Protocols, Publications, Related Products, Reviews, Research Tools and Images at:
www.novusbio.com/NBP3-08268

Updated 7/16/2024 v.20.1

Earn rewards for product
reviews and publications.

Submit a publication at www.novusbio.com/publications

Submit a review at www.novusbio.com/reviews/destination/NBP3-08268



NBP3-08268

LMO2 Antibody (LMO2/1971) - Azide and BSA Free

| Product Information | |
|-------------------------|---|
| Unit Size | 100 ug |
| Concentration | 1 mg/ml |
| Storage | Store at -20 to -80C. Avoid freeze-thaw cycles. |
| Clonality | Monoclonal |
| Clone | LMO2/1971 |
| Preservative | No Preservative |
| Isotype | IgG2b Kappa |
| Purity | Protein A or G purified |
| Buffer | 10 mM PBS |
| Target Molecular Weight | 24 kDa |


| Product Description | |
|---------------------|--|
| Description | 1.0 mg/ml of antibody purified from Bioreactor Concentrate by Protein A/G. Prepared in 10mM PBS WITHOUT BSA & azide. Also available at 200 ug/ml WITH BSA & azide (NBP3-07249). Antibody with azide - store at 2 to 8C. Antibody without azide - store at -20 to -80 C. |
| Host | Mouse |
| Gene ID | 4005 |
| Gene Symbol | LMO2 |
| Species | Human |
| Reactivity Notes | Others not known. |
| Marker | B-Cell Marker |
| Immunogen | Recombinant human LMO2 protein fragment (around aa 23-140) (exact sequence is proprietary) (Uniprot: P25791) |

| Product Application Details | |
|-----------------------------|---|
| Applications | Western Blot, Flow Cytometry, Immunohistochemistry-Paraffin |
| Recommended Dilutions | Western Blot 1-2 ug/ml, Flow Cytometry 1-2 ug/million cells, Immunohistochemistry-Paraffin 1-2 ug/ml |
| Application Notes | Immunohistochemistry Formalin-fixed: 1-2ug/ml for 30 minutes at RT. Staining of formalin-fixed tissues requires heating tissue sections in 10mM Tris with 1mM EDTA, pH 9.0, for 45 min at 95C followed by cooling at RT for 20 minutes. |

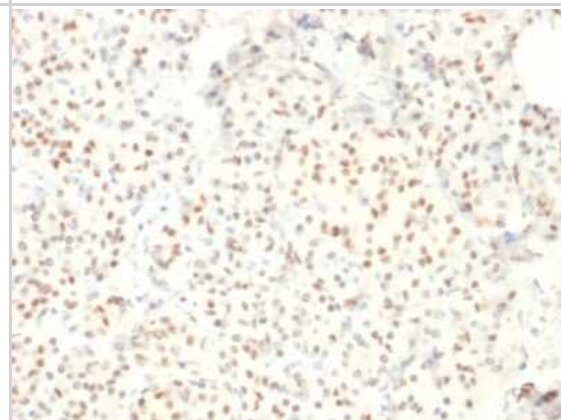


Images

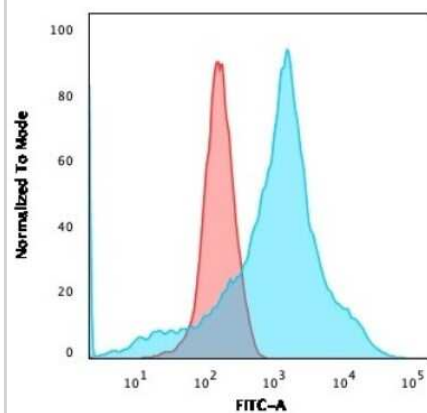
Western Blot: LMO2 Antibody (LMO2/1971) - Azide and BSA Free [NBP3-08268] - Western Blot Analysis of Ramos cell lysate using LMO2 Mouse Monoclonal Antibody (LMO2/1971).



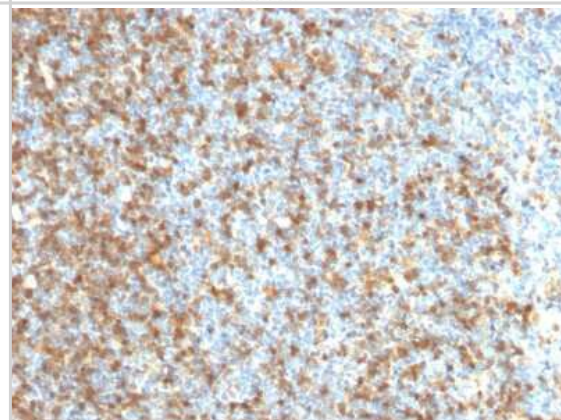
Immunohistochemistry-Paraffin: LMO2 Antibody (LMO2/1971) - Azide and BSA Free [NBP3-08268] - Formalin-fixed, paraffin-embedded human Pancreas stained with LMO2 Mouse Monoclonal Antibody (LMO2/1971).



Flow Cytometry: LMO2 Antibody (LMO2/1971) - Azide and BSA Free [NBP3-08268] - Flow Cytometric Analysis of K562 cells using LMO2 Mouse Monoclonal Antibody (LMO2/1971) followed by goat anti- Mouse IgG-CF488 (Blue); Isotype Control (Red)



Immunohistochemistry-Paraffin: LMO2 Antibody (LMO2/1971) - Azide and BSA Free [NBP3-08268] - Formalin-fixed, paraffin-embedded human Follicular Lymphoma stained with LMO2 Mouse Monoclonal Antibody (LMO2/1971).





Novus Biologicals USA

10730 E. Briarwood Avenue
Centennial, CO 80112
USA
Phone: 303.730.1950
Toll Free: 1.888.506.6887
Fax: 303.730.1966
nb-customerservice@bio-techne.com

Bio-Techne Canada

21 Canmotor Ave
Toronto, ON M8Z 4E6
Canada
Phone: 905.827.6400
Toll Free: 855.668.8722
Fax: 905.827.6402
canada.inquires@bio-techne.com

Bio-Techne Ltd

19 Barton Lane
Abingdon Science Park
Abingdon, OX14 3NB, United Kingdom
Phone: (44) (0) 1235 529449
Free Phone: 0800 37 34 15
Fax: (44) (0) 1235 533420
info.EMEA@bio-techne.com

General Contact Information

www.novusbio.com
Technical Support: nb-technical@bio-techne.com
Orders: nb-customerservice@bio-techne.com
General: novus@novusbio.com

Products Related to NBP3-08268

| | |
|------------------|---|
| HAF007 | Goat anti-Mouse IgG Secondary Antibody [HRP] |
| NB720-B | Rabbit anti-Mouse IgG (H+L) Secondary Antibody [Biotin] |
| NBP1-43317-0.5mg | Mouse IgG2b Kappa Light Chain Isotype Control (MG2b) |
| NB110-83978PEP | LMO2 Antibody Blocking Peptide |

Limitations

This product is for research use only and is not approved for use in humans or in clinical diagnosis. Primary Antibodies are guaranteed for 1 year from date of receipt.

For more information on our 100% guarantee, please visit www.novusbio.com/guarantee

Earn gift cards/discounts by submitting a review: www.novusbio.com/reviews/submit/NBP3-08268

Earn gift cards/discounts by submitting a publication using this product:
www.novusbio.com/publications

