

Product Datasheet

TCF4 Antibody (TCF4/1705) - Azide and BSA Free NBP3-08236

Unit Size: 100 ug

Store at -20 to -80C. Avoid freeze-thaw cycles.

www.novusbio.com



technical@novusbio.com

Protocols, Publications, Related Products, Reviews, Research Tools and Images at:
www.novusbio.com/NBP3-08236

Updated 7/16/2024 v.20.1

Earn rewards for product
reviews and publications.

Submit a publication at www.novusbio.com/publications

Submit a review at www.novusbio.com/reviews/destination/NBP3-08236



NBP3-08236

TCF4 Antibody (TCF4/1705) - Azide and BSA Free

Product Information	
Unit Size	100 ug
Concentration	1 mg/ml
Storage	Store at -20 to -80C. Avoid freeze-thaw cycles.
Clonality	Monoclonal
Clone	TCF4/1705
Preservative	No Preservative
Isotype	IgG2a Kappa
Purity	Protein A or G purified
Buffer	10 mM PBS
Target Molecular Weight	71 kDa


Product Description	
Description	1.0 mg/ml of antibody purified from Bioreactor Concentrate by Protein A/G. Prepared in 10mM PBS WITHOUT BSA & azide. Also available at 200 ug/ml WITH BSA & azide (NBP3-07336). Antibody with azide - store at 2 to 8C. Antibody without azide - store at -20 to -80 C.
Host	Mouse
Gene ID	6925
Gene Symbol	TCF4
Species	Human
Immunogen	Recombinant human TCF4 protein fragment (around aa 365-671) (exact sequence is proprietary) (Uniprot: P15884)

Product Application Details	
Applications	Western Blot, ELISA, Immunohistochemistry-Paraffin, Protein Array
Recommended Dilutions	Western Blot 1-2 ug/ml, ELISA 2-4 ug/ml, Immunohistochemistry-Paraffin, Protein Array
Application Notes	ELISA: Use antibody at 2-4ug/ml. For coating, order antibody without BSA

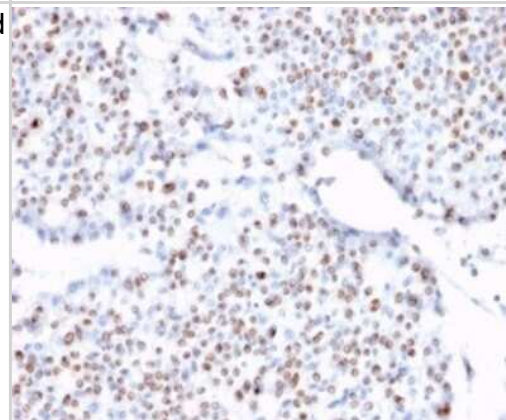


Images

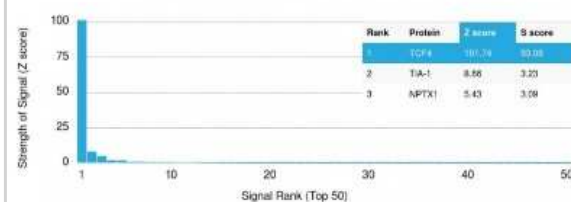
Western Blot: TCF4 Antibody (TCF4/1705) - Azide and BSA Free [NBP3-08236] - Western Blot (1) HeLa and (2) HepG2 cell lysate using TCF4 Mouse Monoclonal Antibody (TCF4/1705).



Immunohistochemistry-Paraffin: TCF4 Antibody (TCF4/1705) - Azide and BSA Free [NBP3-08236] - Formalin-fixed, paraffin-embedded human bladder stained with TCF4 Antibody (TCF4/1705) at 2ug/ml. HIER: Tris/EDTA, pH9.0, 45min. HRP-polymer, 30min. DAB, 5min.



Protein Array: TCF4 Antibody (TCF4/1705) - Azide and BSA Free [NBP3-08236] - Analysis of Protein Array containing more than 19,000 full-length human proteins using TCF4 Mouse Monoclonal Antibody (TCF4/1705).





Novus Biologicals USA

10730 E. Briarwood Avenue
Centennial, CO 80112
USA
Phone: 303.730.1950
Toll Free: 1.888.506.6887
Fax: 303.730.1966
nb-customerservice@bio-techne.com

Bio-Techne Canada

21 Canmotor Ave
Toronto, ON M8Z 4E6
Canada
Phone: 905.827.6400
Toll Free: 855.668.8722
Fax: 905.827.6402
canada.inquires@bio-techne.com

Bio-Techne Ltd

19 Barton Lane
Abingdon Science Park
Abingdon, OX14 3NB, United Kingdom
Phone: (44) (0) 1235 529449
Free Phone: 0800 37 34 15
Fax: (44) (0) 1235 533420
info.EMEA@bio-techne.com

General Contact Information

www.novusbio.com
Technical Support: nb-technical@bio-techne.com
Orders: nb-customerservice@bio-techne.com
General: novus@novusbio.com

Products Related to NBP3-08236

HAF007	Goat anti-Mouse IgG Secondary Antibody [HRP]
NB720-B	Rabbit anti-Mouse IgG (H+L) Secondary Antibody [Biotin]
NBP1-96981-0.5mg	Mouse IgG2a Kappa Isotype Control (M2AK)
H00006925-P01-25ug	Recombinant Human TCF4 Protein

Limitations

This product is for research use only and is not approved for use in humans or in clinical diagnosis. Primary Antibodies are guaranteed for 1 year from date of receipt.

For more information on our 100% guarantee, please visit www.novusbio.com/guarantee

Earn gift cards/discounts by submitting a review: www.novusbio.com/reviews/submit/NBP3-08236

Earn gift cards/discounts by submitting a publication using this product:
www.novusbio.com/publications

