

Product Datasheet

E-Cadherin Antibody (CDH1/2208R) - Azide and BSA Free NBP3-07903

Unit Size: 100 ug

Store at -20 to -80C. Avoid freeze-thaw cycles.

www.novusbio.com



technical@novusbio.com

Protocols, Publications, Related Products, Reviews, Research Tools and Images at:
www.novusbio.com/NBP3-07903

Updated 7/16/2024 v.20.1

Earn rewards for product
reviews and publications.

Submit a publication at www.novusbio.com/publications

Submit a review at www.novusbio.com/reviews/destination/NBP3-07903



NBP3-07903

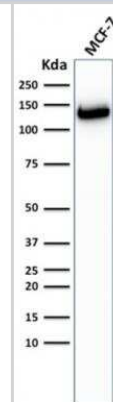
E-Cadherin Antibody (CDH1/2208R) - Azide and BSA Free

Product Information	
Unit Size	100 ug
Concentration	1 mg/ml
Storage	Store at -20 to -80C. Avoid freeze-thaw cycles.
Clonality	Monoclonal
Clone	CDH1/2208R
Preservative	No Preservative
Isotype	IgG
Purity	Protein A or G purified
Buffer	10 mM PBS
Product Description	
Description	<p>1.0 mg/ml of antibody purified from Bioreactor Concentrate by Protein A/G. Prepared in 10mM PBS WITHOUT BSA & azide. Also available at 200 ug/ml WITH BSA & azide (NBP3-07902).</p> <p>Antibody with azide - store at 2 to 8C. Antibody without azide - store at -20 to -80 C.</p>
Host	Rabbit
Gene ID	999
Gene Symbol	CDH1
Species	Human, Mouse
Reactivity Notes	Does not react with Mouse or Rat.
Marker	Intercellular Junction Marker
Immunogen	Recombinant full-length human E-Cadherin protein (Uniprot: P12830)
Product Application Details	
Applications	Western Blot, Flow Cytometry, Immunocytochemistry/ Immunofluorescence, Immunohistochemistry-Paraffin, Immunofluorescence
Recommended Dilutions	Western Blot 1-2ug/ml, Flow Cytometry 1-2ug/million cells, Immunocytochemistry/ Immunofluorescence, Immunohistochemistry-Paraffin 1-2ug/ml, Immunofluorescence 1-2ug/ml
Application Notes	<p>Immunohistochemistry (Formalin-fixed): 1-2ug/ml for 30 minutes at RT. Staining of formalin-fixed tissues is enhanced by heating tissue sections in 10mM Tris with 1mM EDTA, pH 9.0 for 45 min at 95C followed by cooling at RT for 20 minutes.</p> <p>Optimal dilution for a specific application should be determined.</p>

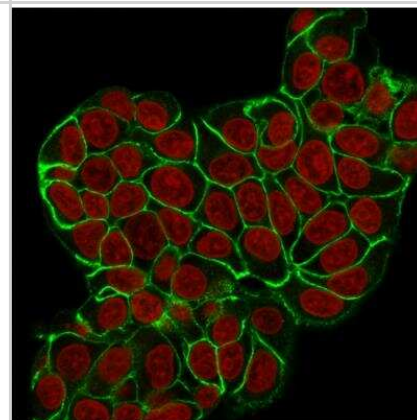


Images

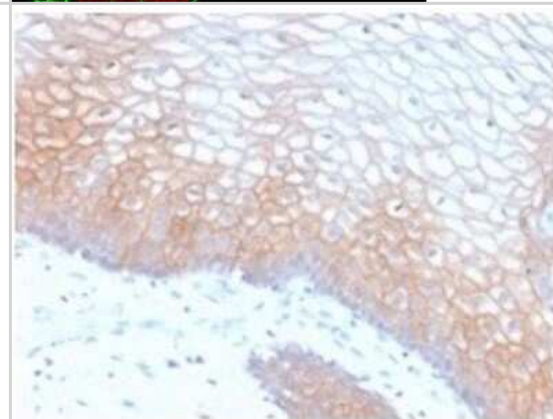
Western Blot: E-Cadherin Antibody (CDH1/2208R) - Azide and BSA Free [NBP3-07903] - Western Blot Analysis of MCF-7 cells using E-Cadherin Rabbit Recombinant Monoclonal Antibody (CDH1/2208R).



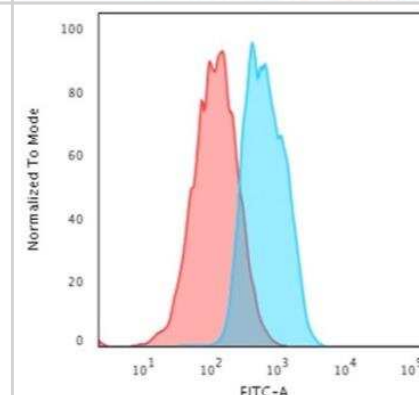
Immunocytochemistry/Immunofluorescence: E-Cadherin Antibody (CDH1/2208R) - Azide and BSA Free [NBP3-07903] - Immunofluorescence Analysis of MCF-7 cells labeling CHD1 with E-Cadherin Rabbit Recombinant Monoclonal Antibody (CDH1/2208R) followed by Goat anti-Mouse IgG-CF488 (Green). The nuclear counterstain is Reddot (Red).



Immunohistochemistry-Paraffin: E-Cadherin Antibody (CDH1/2208R) - Azide and BSA Free [NBP3-07903] - Formalin-fixed, paraffin-embedded human Colon Carcinoma stained with E-Cadherin Rabbit Recombinant Monoclonal Antibody (CDH1/2208R).



Flow Cytometry: E-Cadherin Antibody (CDH1/2208R) - Azide and BSA Free [NBP3-07903] - Flow Cytometric Analysis of MCF-7 cells using E-Cadherin Rabbit Recombinant Monoclonal Antibody (CDH1/2208R) followed by Goat anti-Mouse IgG-CF488 (Blue); Isotype Control (Red).





Novus Biologicals USA

10730 E. Briarwood Avenue
Centennial, CO 80112
USA
Phone: 303.730.1950
Toll Free: 1.888.506.6887
Fax: 303.730.1966
nb-customerservice@bio-techne.com

Bio-Techne Canada

21 Canmotor Ave
Toronto, ON M8Z 4E6
Canada
Phone: 905.827.6400
Toll Free: 855.668.8722
Fax: 905.827.6402
canada.inquires@bio-techne.com

Bio-Techne Ltd

19 Barton Lane
Abingdon Science Park
Abingdon, OX14 3NB, United Kingdom
Phone: (44) (0) 1235 529449
Free Phone: 0800 37 34 15
Fax: (44) (0) 1235 533420
info.EMEA@bio-techne.com

General Contact Information

www.novusbio.com
Technical Support: nb-technical@bio-techne.com
Orders: nb-customerservice@bio-techne.com
General: novus@novusbio.com

Products Related to NBP3-07903

HAF008	Goat anti-Rabbit IgG Secondary Antibody [HRP]
NB7160	Goat anti-Rabbit IgG (H+L) Secondary Antibody [HRP]
NBP2-24891	Rabbit IgG Isotype Control
NBP2-34476PEP	E-Cadherin Recombinant Protein Antigen

Limitations

This product is for research use only and is not approved for use in humans or in clinical diagnosis. Primary Antibodies are guaranteed for 1 year from date of receipt.

For more information on our 100% guarantee, please visit www.novusbio.com/guarantee

Earn gift cards/discounts by submitting a review: www.novusbio.com/reviews/submit/NBP3-07903

Earn gift cards/discounts by submitting a publication using this product:
www.novusbio.com/publications

