

Product Datasheet

ATG5 Antibody (ATG5/2553)

NBP3-07880-100ug

Unit Size: 100 ug

Store at 4C.

www.novusbio.com



technical@novusbio.com

Protocols, Publications, Related Products, Reviews, Research Tools and Images at:
www.novusbio.com/NBP3-07880

Updated 9/11/2024 v.20.1

Earn rewards for product
reviews and publications.

Submit a publication at www.novusbio.com/publications

Submit a review at www.novusbio.com/reviews/destination/NBP3-07880



NBP3-07880-100ug

ATG5 Antibody (ATG5/2553)

| Product Information | |
|-------------------------|--------------------------|
| Unit Size | 100 ug |
| Concentration | 0.2 mg/ml |
| Storage | Store at 4C. |
| Clonality | Monoclonal |
| Clone | ATG5/2553 |
| Preservative | 0.05% Sodium Azide |
| Isotype | IgG1 Kappa |
| Purity | Protein A or G purified |
| Buffer | 10 mM PBS with 0.05% BSA |
| Target Molecular Weight | 32 kDa |

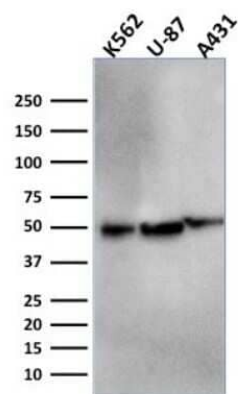
| Product Description | |
|---------------------|--|
| Description | 200ug/ml of antibody purified from Bioreactor Concentrate by Protein A or G. Prepared in 10 mM PBS with 0.05% BSA & 0.05% azide. Also available WITHOUT BSA & azide at 1.0 mg/ml. (NBP3-08434) Antibody with azide - store at 2 to 8C. Antibody without azide - store at -20 to -80C. |
| Host | Mouse |
| Gene ID | 9474 |
| Gene Symbol | ATG5 |
| Species | Human |
| Marker | Autophagy Marker |
| Immunogen | Recombinant fragment of human ATG5 protein (around aa 1-119) (exact sequence is proprietary) (Uniprot: Q9H1Y0) |

| Product Application Details | |
|-----------------------------|---|
| Applications | Western Blot, ELISA, Immunohistochemistry-Paraffin |
| Recommended Dilutions | Western Blot 1-2 ug/ml, ELISA 1-5 ug/ml, Immunohistochemistry-Paraffin 1-2 ug/ml |
| Application Notes | ELISA: For coating use Ab at 1-5ug/ml, order Ab without BSA. Immunohistochemistry (Formalin-fixed): 1-2ug/ml for 30 min at RT. Staining of formalin-fixed tissues requires heating tissue sections in 10mM Tris with 1mM EDTA, pH 9.0, for 45 min at 95C followed by cooling at RT for 20 minutes. Optimal dilution for a specific application should be determined. |

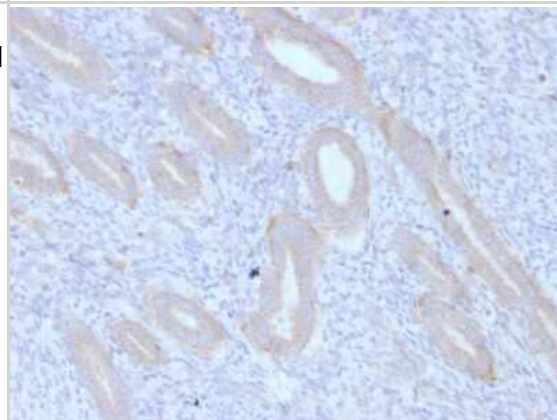


Images

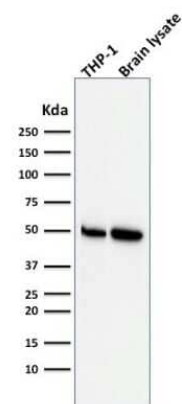
Western Blot: ATG5 Antibody (ATG5/2553) [NBP3-07880] - Western Blot Analysis of K562, U-87, A431 cell lysates using ATG5 Mouse Monoclonal Antibody (ATG5/2553).



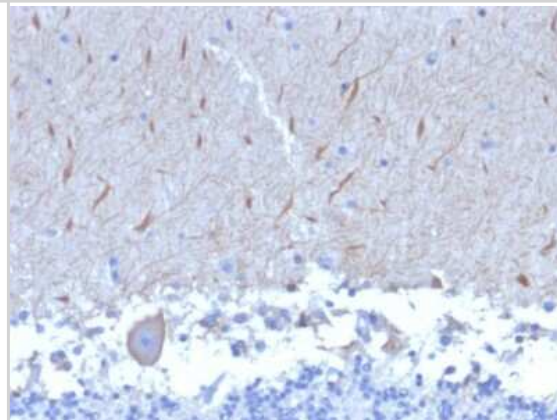
Immunohistochemistry-Paraffin: ATG5 Antibody (ATG5/2553) [NBP3-07880] - Formalin-fixed, paraffin-embedded human Endometrium stained with ATG5 Mouse Monoclonal Antibody (ATG5/2553).



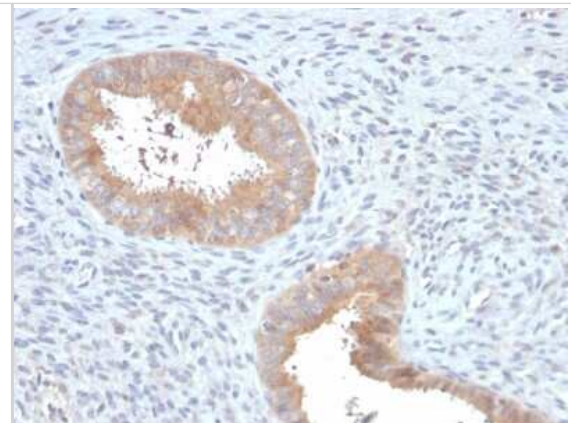
Western Blot: ATG5 Antibody (ATG5/2553) [NBP3-07880] - Western Blot Analysis of THP-1 cell and human Brain tissue lysate using ATG5 Mouse Monoclonal Antibody (ATG5/2553).



Immunohistochemistry-Paraffin: ATG5 Antibody (ATG5/2553) [NBP3-07880] - Formalin-fixed, paraffin-embedded human Brain stained with ATG5 Mouse Monoclonal Antibody (ATG5/2553).



Immunohistochemistry-Paraffin: ATG5 Antibody (ATG5/2553) [NBP3-07880] - Formalin-fixed, paraffin-embedded human Uterus stained with ATG5 Mouse Monoclonal Antibody (ATG5/2553).





Novus Biologicals USA

10730 E. Briarwood Avenue
Centennial, CO 80112
USA
Phone: 303.730.1950
Toll Free: 1.888.506.6887
Fax: 303.730.1966
nb-customerservice@bio-techne.com

Bio-Techne Canada

21 Canmotor Ave
Toronto, ON M8Z 4E6
Canada
Phone: 905.827.6400
Toll Free: 855.668.8722
Fax: 905.827.6402
canada.inquires@bio-techne.com

Bio-Techne Ltd

19 Barton Lane
Abingdon Science Park
Abingdon, OX14 3NB, United Kingdom
Phone: (44) (0) 1235 529449
Free Phone: 0800 37 34 15
Fax: (44) (0) 1235 533420
info.EMEA@bio-techne.com

General Contact Information

www.novusbio.com
Technical Support: nb-technical@bio-techne.com
Orders: nb-customerservice@bio-techne.com
General: novus@novusbio.com

Products Related to NBP3-07880-100ug

| | |
|------------------|---|
| HAF007 | Goat anti-Mouse IgG Secondary Antibody [HRP] |
| NB720-B | Rabbit anti-Mouse IgG (H+L) Secondary Antibody [Biotin] |
| NBP1-43319-0.5mg | Mouse IgG1 Kappa Isotype Control (P3.6.2.8.1) |
| NB110-53818PEP | ATG5 Antibody Blocking Peptide |

Limitations

This product is for research use only and is not approved for use in humans or in clinical diagnosis. Primary Antibodies are guaranteed for 1 year from date of receipt.

For more information on our 100% guarantee, please visit www.novusbio.com/guarantee

Earn gift cards/discounts by submitting a review: www.novusbio.com/reviews/submit/NBP3-07880

Earn gift cards/discounts by submitting a publication using this product:
www.novusbio.com/publications

