

# Product Datasheet

## ZFP64 Antibody (PCRP-ZFP64-1H2) NBP3-07697-100ug

Unit Size: 100 ug

Store at 4C.

[www.novusbio.com](http://www.novusbio.com)



[technical@novusbio.com](mailto:technical@novusbio.com)

Protocols, Publications, Related Products, Reviews, Research Tools and Images at:  
[www.novusbio.com/NBP3-07697](http://www.novusbio.com/NBP3-07697)

Updated 7/16/2024 v.20.1

Earn rewards for product  
reviews and publications.

Submit a publication at [www.novusbio.com/publications](http://www.novusbio.com/publications)

Submit a review at [www.novusbio.com/reviews/destination/NBP3-07697](http://www.novusbio.com/reviews/destination/NBP3-07697)



**NBP3-07697-100ug**

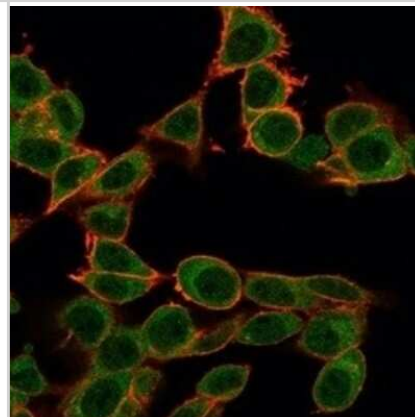
ZFP64 Antibody (PCRP-ZFP64-1H2)

<b>Product Information</b>	
<b>Unit Size</b>	100 ug
<b>Concentration</b>	0.2 mg/ml
<b>Storage</b>	Store at 4C.
<b>Clonality</b>	Monoclonal
<b>Clone</b>	PCRP-ZFP64-1H2
<b>Preservative</b>	0.05% Sodium Azide
<b>Isotype</b>	IgG2b
<b>Purity</b>	Protein A or G purified
<b>Buffer</b>	10 mM PBS with 0.05% BSA
<b>Target Molecular Weight</b>	75 kDa
<b>Product Description</b>	
<b>Description</b>	200ug/ml of antibody purified from Bioreactor Concentrate by Protein A or G. Prepared in 10 mM PBS with 0.05% BSA & 0.05% azide. Also available WITHOUT BSA & azide at 1.0 mg/ml. (NBP3-08648)  Antibody with azide - store at 2 to 8C. Antibody without azide - store at -20 to -80 C.
<b>Host</b>	Mouse
<b>Gene ID</b>	55734
<b>Gene Symbol</b>	ZFP64
<b>Species</b>	Human
<b>Immunogen</b>	Recombinant full-length human ZFP64 protein (Uniprot: Q9NTW7)
<b>Product Application Details</b>	
<b>Applications</b>	Western Blot, Flow Cytometry, Immunocytochemistry/ Immunofluorescence, Immunohistochemistry, Immunohistochemistry-Paraffin, Protein Array
<b>Recommended Dilutions</b>	Western Blot 1-2 ug/ml, Flow Cytometry 1-2 ug/million cells, Immunohistochemistry, Immunocytochemistry/ Immunofluorescence 1-2 ug/ml, Immunohistochemistry-Paraffin 1-2 ug/ml, Protein Array
<b>Application Notes</b>	Immunohistochemistry (Formalin-fixed): 1-2ug/ml for 30 minutes at RT. Staining of formalin-fixed tissues requires heating tissue sections in 10mM Tris with 1mM EDTA, pH 9.0, for 45 min at 95C followed by cooling at RT for 20 minutes. Optimal dilution for a specific application should be determined.

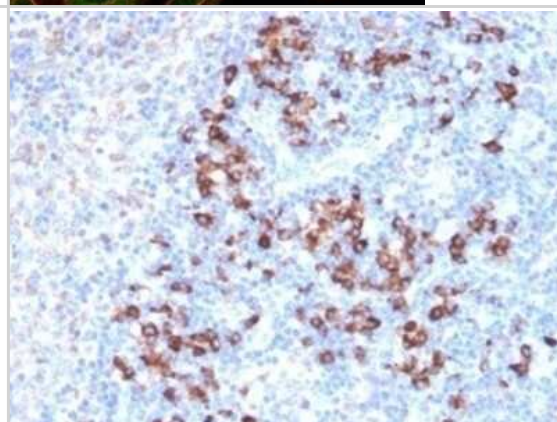


## Images

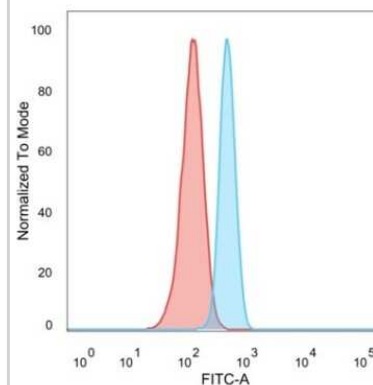
Immunocytochemistry/Immunofluorescence: ZFP64 Antibody (PCRP-ZFP64-1H2) [NBP3-07697] - Immunofluorescence Analysis of PFA-fixed HeLa cells using ZFP64 Mouse Monoclonal Antibody (PCRP-ZFP64-1H2) followed by goat anti- Mouse IgG-CF488 (green). CF640A phalloidin (red).



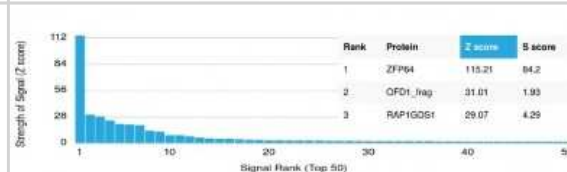
Immunohistochemistry-Paraffin: ZFP64 Antibody (PCRP-ZFP64-1H2) [NBP3-07697] - Formalin-fixed, paraffin-embedded human lymph node stained with ZFP64 Mouse Monoclonal Antibody (PCRP-ZFP64-1H2).



Flow Cytometry: ZFP64 Antibody (PCRP-ZFP64-1H2) [NBP3-07697] - Flow Cytometric Analysis of PFA-fixed HeLa cells. ZFP64 Mouse Monoclonal Antibody (PCRP-ZFP64-1H2) followed by goat anti- Mouse IgG-CF488 (blue); unstained cells (red).



Protein Array: ZFP64 Antibody (PCRP-ZFP64-1H2) [NBP3-07697] - Analysis of Protein Array containing more than 19,000 full-length human proteins using ZFP64 Mouse Monoclonal Antibody (PCRP-ZFP64-1H2).





### **Novus Biologicals USA**

10730 E. Briarwood Avenue  
Centennial, CO 80112  
USA  
Phone: 303.730.1950  
Toll Free: 1.888.506.6887  
Fax: 303.730.1966  
nb-customerservice@bio-techne.com

### **Bio-Techne Canada**

21 Canmotor Ave  
Toronto, ON M8Z 4E6  
Canada  
Phone: 905.827.6400  
Toll Free: 855.668.8722  
Fax: 905.827.6402  
canada.inquires@bio-techne.com

### **Bio-Techne Ltd**

19 Barton Lane  
Abingdon Science Park  
Abingdon, OX14 3NB, United Kingdom  
Phone: (44) (0) 1235 529449  
Free Phone: 0800 37 34 15  
Fax: (44) (0) 1235 533420  
info.EMEA@bio-techne.com

### **General Contact Information**

www.novusbio.com  
Technical Support: nb-technical@bio-techne.com  
Orders: nb-customerservice@bio-techne.com  
General: novus@novusbio.com

### **Products Related to NBP3-07697-100ug**

---

HAF007	Goat anti-Mouse IgG Secondary Antibody [HRP]
NB720-B	Rabbit anti-Mouse IgG (H+L) Secondary Antibody [Biotin]
NBP2-27231	Mouse IgG2b Isotype Control (MPC-11)
H00055734-P01-10ug	Recombinant Human ZFP64 GST (N-Term) Protein

---

### **Limitations**

This product is for research use only and is not approved for use in humans or in clinical diagnosis. Primary Antibodies are guaranteed for 1 year from date of receipt.

For more information on our 100% guarantee, please visit [www.novusbio.com/guarantee](http://www.novusbio.com/guarantee)

Earn gift cards/discounts by submitting a review: [www.novusbio.com/reviews/submit/NBP3-07697](http://www.novusbio.com/reviews/submit/NBP3-07697)

Earn gift cards/discounts by submitting a publication using this product:  
[www.novusbio.com/publications](http://www.novusbio.com/publications)

