

# Product Datasheet

## Alpha Actinin 2 Antibody (ACTN2/3295) NBP3-07467-100ug

Unit Size: 100 ug

Store at 4C.

[www.novusbio.com](http://www.novusbio.com)



[technical@novusbio.com](mailto:technical@novusbio.com)

Protocols, Publications, Related Products, Reviews, Research Tools and Images at:  
[www.novusbio.com/NBP3-07467](http://www.novusbio.com/NBP3-07467)

Updated 7/16/2024 v.20.1

Earn rewards for product  
reviews and publications.

Submit a publication at [www.novusbio.com/publications](http://www.novusbio.com/publications)

Submit a review at [www.novusbio.com/reviews/destination/NBP3-07467](http://www.novusbio.com/reviews/destination/NBP3-07467)



**NBP3-07467-100ug**

Alpha Actinin 2 Antibody (ACTN2/3295)

**Product Information**

<b>Unit Size</b>	100 ug
<b>Concentration</b>	0.2 mg/ml
<b>Storage</b>	Store at 4C.
<b>Clonality</b>	Monoclonal
<b>Clone</b>	ACTN2/3295
<b>Preservative</b>	0.05% Sodium Azide
<b>Isotype</b>	IgG2b Kappa
<b>Purity</b>	Protein A or G purified
<b>Buffer</b>	10 mM PBS with 0.05% BSA
<b>Target Molecular Weight</b>	103 kDa

**Product Description**


<b>Description</b>	200ug/ml of antibody purified from Bioreactor Concentrate by Protein A or G. Prepared in 10 mM PBS with 0.05% BSA & 0.05% azide. Also available WITHOUT BSA & azide at 1.0 mg/ml. (NBP3-08788)  Antibody with azide - store at 2 to 8C. Antibody without azide - store at -20 to -80C.
<b>Host</b>	Mouse
<b>Gene ID</b>	88
<b>Gene Symbol</b>	ACTN2
<b>Species</b>	Human
<b>Immunogen</b>	A recombinant fragment (aa557-692) of human Alpha Actinin 2 protein (exact sequence is proprietary) (Uniprot: P35609)

**Product Application Details**

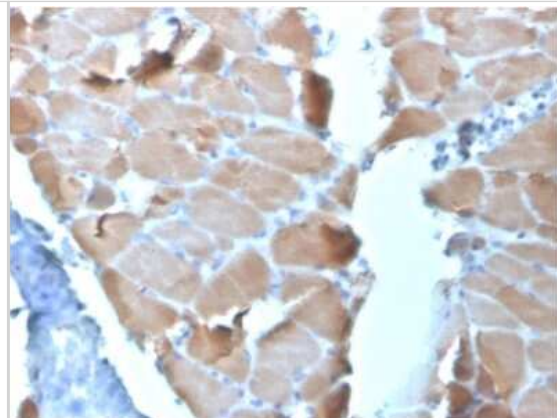
<b>Applications</b>	Western Blot, Immunohistochemistry-Paraffin, Protein Array
<b>Recommended Dilutions</b>	Western Blot 1-2 ug/ml, Immunohistochemistry-Paraffin 1-2 ug/ml, Protein Array
<b>Application Notes</b>	Immunohistochemistry (Formalin-fixed): 1-2ug/ml for 30 minutes at RT. Staining of formalin-fixed tissues requires heating tissue sections in 10mM Tris with 1mM EDTA, pH 9.0, for 45 min at 95C followed by cooling at RT for 20 minutes. Optimal dilution for a specific application should be determined.

**Images**

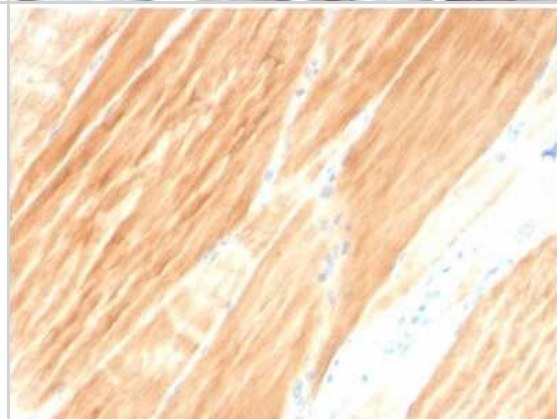
Western Blot: Alpha Actinin 2 Antibody (ACTN2/3295) [NBP3-07467] - Western Blot of human Skeletal muscle tissue lysates using Alpha Actinin 2 Mouse Monoclonal Antibody (ACTN2/3295).



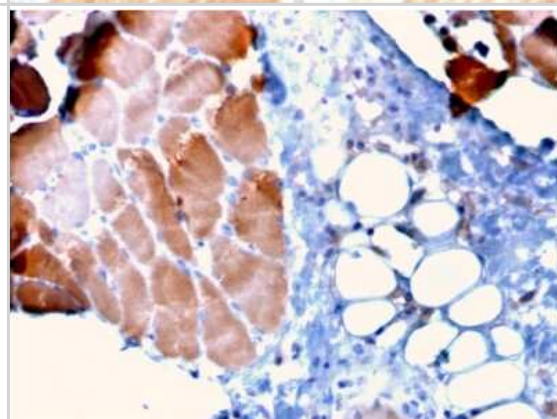
Immunohistochemistry-Paraffin: Alpha Actinin 2 Antibody (ACTN2/3295) [NBP3-07467] - Formalin-fixed, paraffin-embedded human Cardiac Muscle stained with Alpha Actinin 2 Mouse Monoclonal Antibody (ACTN2/3295).



Immunohistochemistry-Paraffin: Alpha Actinin 2 Antibody (ACTN2/3295) [NBP3-07467] - Formalin-fixed, paraffin-embedded human Skeletal Muscle stained with Alpha Actinin 2 Mouse Monoclonal Antibody (ACTN2/3295).



Immunohistochemistry-Paraffin: Alpha Actinin 2 Antibody (ACTN2/3295) [NBP3-07467] - Formalin-fixed, paraffin-embedded human Skeletal Muscle stained with Alpha Actinin 2 Mouse Monoclonal Antibody (ACTN2/3295).



Protein Array: Alpha Actinin 2 Antibody (ACTN2/3295) [NBP3-07467] - Analysis of Protein Array containing more than 19,000 full-length human proteins using Alpha Actinin 2 Mouse Monoclonal Antibody (ACTN2/3295).





### **Novus Biologicals USA**

10730 E. Briarwood Avenue  
Centennial, CO 80112  
USA  
Phone: 303.730.1950  
Toll Free: 1.888.506.6887  
Fax: 303.730.1966  
nb-customerservice@bio-techne.com

### **Bio-Techne Canada**

21 Canmotor Ave  
Toronto, ON M8Z 4E6  
Canada  
Phone: 905.827.6400  
Toll Free: 855.668.8722  
Fax: 905.827.6402  
canada.inquires@bio-techne.com

### **Bio-Techne Ltd**

19 Barton Lane  
Abingdon Science Park  
Abingdon, OX14 3NB, United Kingdom  
Phone: (44) (0) 1235 529449  
Free Phone: 0800 37 34 15  
Fax: (44) (0) 1235 533420  
info.EMEA@bio-techne.com

### **General Contact Information**

[www.novusbio.com](http://www.novusbio.com)  
Technical Support: nb-technical@bio-techne.com  
Orders: nb-customerservice@bio-techne.com  
General: novus@novusbio.com

### **Products Related to NBP3-07467-100ug**

HAF007	Goat anti-Mouse IgG Secondary Antibody [HRP]
NB720-B	Rabbit anti-Mouse IgG (H+L) Secondary Antibody [Biotin]
NBP1-43317-0.5mg	Mouse IgG2b Kappa Light Chain Isotype Control (MG2b)
NBP1-90376PEP	Alpha Actinin 2 Recombinant Protein Antigen

### **Limitations**

This product is for research use only and is not approved for use in humans or in clinical diagnosis. Primary Antibodies are guaranteed for 1 year from date of receipt.

For more information on our 100% guarantee, please visit [www.novusbio.com/guarantee](http://www.novusbio.com/guarantee)

Earn gift cards/discounts by submitting a review: [www.novusbio.com/reviews/submit/NBP3-07467](http://www.novusbio.com/reviews/submit/NBP3-07467)

Earn gift cards/discounts by submitting a publication using this product:  
[www.novusbio.com/publications](http://www.novusbio.com/publications)

