

# Product Datasheet

## TCF4 Antibody (TCF4/1705)

### NBP3-07336-100ug

Unit Size: 100 ug

Store at 4C.

[www.novusbio.com](http://www.novusbio.com)



[technical@novusbio.com](mailto:technical@novusbio.com)

Protocols, Publications, Related Products, Reviews, Research Tools and Images at:  
[www.novusbio.com/NBP3-07336](http://www.novusbio.com/NBP3-07336)

Updated 7/16/2024 v.20.1

Earn rewards for product  
reviews and publications.

Submit a publication at [www.novusbio.com/publications](http://www.novusbio.com/publications)

Submit a review at [www.novusbio.com/reviews/destination/NBP3-07336](http://www.novusbio.com/reviews/destination/NBP3-07336)



**NBP3-07336-100ug**

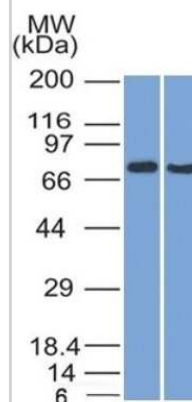
TCF4 Antibody (TCF4/1705)

Product Information	
Unit Size	100 ug
Concentration	0.2 mg/ml
Storage	Store at 4C.
Clonality	Monoclonal
Clone	TCF4/1705
Preservative	0.05% Sodium Azide
Isotype	IgG2a Kappa
Purity	Protein A or G purified
Buffer	10 mM PBS with 0.05% BSA
Target Molecular Weight	60 kDa
Product Description	
Description	<p>200ug/ml of antibody purified from Bioreactor Concentrate by Protein A or G. Prepared in 10 mM PBS with 0.05% BSA &amp; 0.05% azide. Also available WITHOUT BSA &amp; azide at 1.0 mg/ml. (NBP3-08236)</p> <p>Antibody with azide - store at 2 to 8C. Antibody without azide - store at -20 to -80 C.</p>
Host	Mouse
Gene ID	6925
Gene Symbol	TCF4
Species	Human
Immunogen	Recombinant human TCF4 protein fragment (around aa 365-671) (exact sequence is proprietary) (Uniprot: P15884 )
Product Application Details	
Applications	Western Blot, ELISA, Immunohistochemistry-Paraffin, Protein Array
Recommended Dilutions	Western Blot 1-2 ug/ml, ELISA 2-4 ug/ml, Immunohistochemistry-Paraffin 1-2 ug/ml, Protein Array
Application Notes	<p>ELISA: For coating, order antibody without BSA</p> <p>Immunohistochemistry (Formalin-fixed): 1-2ug/ml for 30 minutes at RT. Staining of formalin-fixed tissues requires heating tissue sections in 10mM Tris with 1mM EDTA, pH 9.0, for 45 min at 95C followed by cooling at RT for 20 minutes</p>

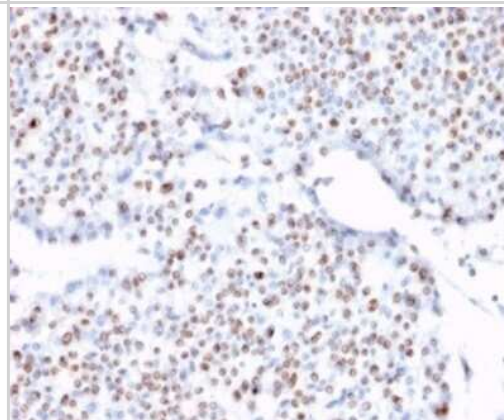


## Images

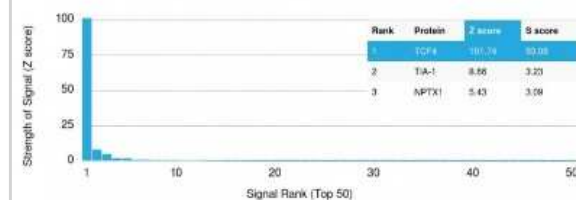
Western Blot: TCF4 Antibody (TCF4/1705) [NBP3-07336] - Western Blot (1) HeLa and (2) HepG2 cell lysate using TCF4 Mouse Monoclonal Antibody (TCF4/1705).



Immunohistochemistry-Paraffin: TCF4 Antibody (TCF4/1705) [NBP3-07336] - Formalin-fixed, paraffin-embedded human bladder stained with TCF4 Antibody (TCF4/1705) at 2ug/ml. HIER: Tris/EDTA, pH9.0, 45min. HRP-polymer, 30min. DAB, 5min.



Protein Array: TCF4 Antibody (TCF4/1705) [NBP3-07336] - Analysis of Protein Array containing more than 19,000 full-length human proteins using TCF4 Mouse Monoclonal Antibody (TCF4/1705).





### **Novus Biologicals USA**

10730 E. Briarwood Avenue  
Centennial, CO 80112  
USA  
Phone: 303.730.1950  
Toll Free: 1.888.506.6887  
Fax: 303.730.1966  
nb-customerservice@bio-techne.com

### **Bio-Techne Canada**

21 Canmotor Ave  
Toronto, ON M8Z 4E6  
Canada  
Phone: 905.827.6400  
Toll Free: 855.668.8722  
Fax: 905.827.6402  
canada.inquires@bio-techne.com

### **Bio-Techne Ltd**

19 Barton Lane  
Abingdon Science Park  
Abingdon, OX14 3NB, United Kingdom  
Phone: (44) (0) 1235 529449  
Free Phone: 0800 37 34 15  
Fax: (44) (0) 1235 533420  
info.EMEA@bio-techne.com

### **General Contact Information**

[www.novusbio.com](http://www.novusbio.com)  
Technical Support: nb-technical@bio-techne.com  
Orders: nb-customerservice@bio-techne.com  
General: novus@novusbio.com

### **Products Related to NBP3-07336-100ug**

---

HAF007	Goat anti-Mouse IgG Secondary Antibody [HRP]
NB720-B	Rabbit anti-Mouse IgG (H+L) Secondary Antibody [Biotin]
NBP1-96981-0.5mg	Mouse IgG2a Kappa Isotype Control (M2AK)
H00006925-P01-25ug	Recombinant Human TCF4 Protein

---

### **Limitations**

This product is for research use only and is not approved for use in humans or in clinical diagnosis. Primary Antibodies are guaranteed for 1 year from date of receipt.

For more information on our 100% guarantee, please visit [www.novusbio.com/guarantee](http://www.novusbio.com/guarantee)

Earn gift cards/discounts by submitting a review: [www.novusbio.com/reviews/submit/NBP3-07336](http://www.novusbio.com/reviews/submit/NBP3-07336)

Earn gift cards/discounts by submitting a publication using this product:  
[www.novusbio.com/publications](http://www.novusbio.com/publications)

