

Product Datasheet

Spectrin beta 3 Antibody (SPTBN2/3142R) NBP3-07294-100ug

Unit Size: 100 ug

Store at 4C.

www.novusbio.com



technical@novusbio.com

Protocols, Publications, Related Products, Reviews, Research Tools and Images at:
www.novusbio.com/NBP3-07294

Updated 7/16/2024 v.20.1

Earn rewards for product
reviews and publications.

Submit a publication at www.novusbio.com/publications

Submit a review at www.novusbio.com/reviews/destination/NBP3-07294



NBP3-07294-100ug

Spectrin beta 3 Antibody (SPTBN2/3142R)

Product Information

Unit Size	100 ug
Concentration	0.2 mg/ml
Storage	Store at 4C.
Clonality	Monoclonal
Clone	SPTBN2/3142R
Preservative	0.05% Sodium Azide
Isotype	IgG
Purity	Protein A or G purified
Buffer	10 mM PBS with 0.05% BSA
Target Molecular Weight	246 kDa

Product Description

Description	200ug/ml of antibody purified from Bioreactor Concentrate by Protein A or G. Prepared in 10 mM PBS with 0.05% BSA & 0.05% azide. Also available WITHOUT BSA & azide at 1.0 mg/ml. (NBP3-08442) Antibody with azide - store at 2 to 8C. Antibody without azide - store at -20 to -80C.
Host	Rabbit
Gene ID	6712
Gene Symbol	SPTBN2
Species	Human
Immunogen	Recombinant fragment (around aa356-475) of human Spectrin beta 3 protein (exact sequence is proprietary) (Uniprot: O15020)

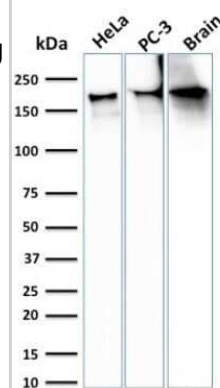
Product Application Details

Applications	Western Blot, ELISA, Flow Cytometry, Immunocytochemistry/ Immunofluorescence, Immunohistochemistry-Paraffin
Recommended Dilutions	Western Blot 1-2 ug/ml, Flow Cytometry 1-2 ug/million cells, ELISA 2-4 ug/ml, Immunocytochemistry/ Immunofluorescence 1-2 ug/ml, Immunohistochemistry-Paraffin 1-2 ug/ml
Application Notes	ELISA: Use Ab at 2-4ug/ml for coating. Order Ab without BSA. Immunohistochemistry (Formalin-fixed): 1-2ug/ml for 30 minutes at RT. Staining of formalin-fixed tissues requires heating tissue sections in 10mM Tris with 1mM EDTA, pH 9.0, for 45 min at 95C followed by cooling at RT for 20 minutes. Optimal dilution for a specific application should be determined.

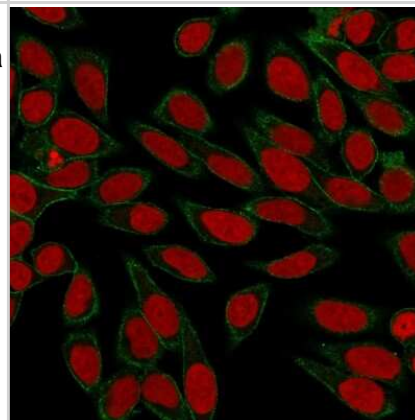


Images

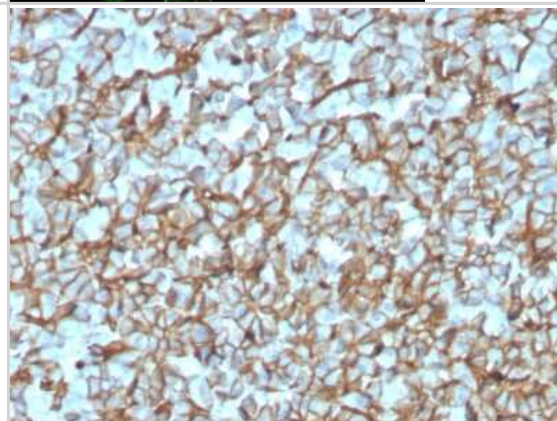
Western Blot: Spectrin beta 3 Antibody (SPTBN2/3142R) [NBP3-07294]
- Western Blot Analysis of HeLa, PC-3 cells and Brain tissue lysate using Spectrin beta 3 Recombinant Rabbit Monoclonal (SPTBN2/3142R).



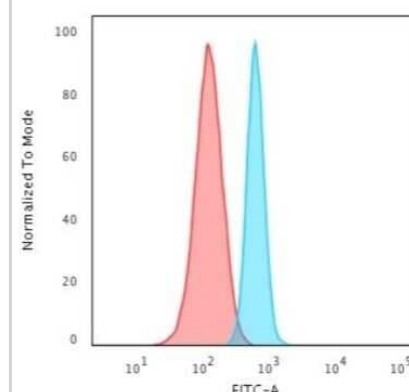
Immunocytochemistry/Immunofluorescence: Spectrin beta 3 Antibody (SPTBN2/3142R) [NBP3-07294] - Immunofluorescence Analysis of HeLa cells labeling Spectrin Beta III with Spectrin beta 3 Recombinant Rabbit Monoclonal (SPTBN2/3142R) followed by goat anti- Mouse IgG-CF488 (Green). Nuclear counterstain is RedDot (Red)



Immunohistochemistry-Paraffin: Spectrin beta 3 Antibody (SPTBN2/3142R) [NBP3-07294] - Formalin-fixed, paraffin-embedded human Pancreas stained with Spectrin beta 3 Recombinant Rabbit Monoclonal (SPTBN2/3142R).



Flow Cytometry: Spectrin beta 3 Antibody (SPTBN2/3142R) [NBP3-07294] - Flow Cytometric Analysis of HeLa cells using Spectrin beta 3 Recombinant Rabbit Monoclonal (SPTBN2/3142R) followed by Goat anti-rabbit IgG-CF488 (Blue); Isotype Control (Red).





Novus Biologicals USA

10730 E. Briarwood Avenue
Centennial, CO 80112
USA
Phone: 303.730.1950
Toll Free: 1.888.506.6887
Fax: 303.730.1966
nb-customerservice@bio-techne.com

Bio-Techne Canada

21 Canmotor Ave
Toronto, ON M8Z 4E6
Canada
Phone: 905.827.6400
Toll Free: 855.668.8722
Fax: 905.827.6402
canada.inquires@bio-techne.com

Bio-Techne Ltd

19 Barton Lane
Abingdon Science Park
Abingdon, OX14 3NB, United Kingdom
Phone: (44) (0) 1235 529449
Free Phone: 0800 37 34 15
Fax: (44) (0) 1235 533420
info.EMEA@bio-techne.com

General Contact Information

www.novusbio.com
Technical Support: nb-technical@bio-techne.com
Orders: nb-customerservice@bio-techne.com
General: novus@novusbio.com

Products Related to NBP3-07294-100ug

HAF008	Goat anti-Rabbit IgG Secondary Antibody [HRP]
NB7160	Goat anti-Rabbit IgG (H+L) Secondary Antibody [HRP]
NBP2-24891	Rabbit IgG Isotype Control
H00006712-Q01-10ug	Recombinant Human Spectrin beta 3 GST (N-Term) Protein

Limitations

This product is for research use only and is not approved for use in humans or in clinical diagnosis. Primary Antibodies are guaranteed for 1 year from date of receipt.

For more information on our 100% guarantee, please visit www.novusbio.com/guarantee

Earn gift cards/discounts by submitting a review: www.novusbio.com/reviews/submit/NBP3-07294

Earn gift cards/discounts by submitting a publication using this product:
www.novusbio.com/publications

