

Product Datasheet

SARS-CoV-2 nsp13 Antibody - BSA Free NBP3-07055

Unit Size: 0.1 mg

Store at 4C short term. Aliquot and store at -20C long term. Avoid freeze-thaw cycles.

www.novusbio.com



technical@novusbio.com

Publications: 1

Protocols, Publications, Related Products, Reviews, Research Tools and Images at:
www.novusbio.com/NBP3-07055

Updated 9/9/2025 v.20.1

Earn rewards for product
reviews and publications.

Submit a publication at www.novusbio.com/publications

Submit a review at www.novusbio.com/reviews/destination/NBP3-07055



NBP3-07055**SARS-CoV-2 nsp13 Antibody - BSA Free**

Product Information	
Unit Size	0.1 mg
Concentration	1 mg/ml
Storage	Store at 4C short term. Aliquot and store at -20C long term. Avoid freeze-thaw cycles.
Clonality	Polyclonal
Preservative	0.02% Sodium Azide
Isotype	IgG
Purity	Peptide affinity purified
Buffer	PBS

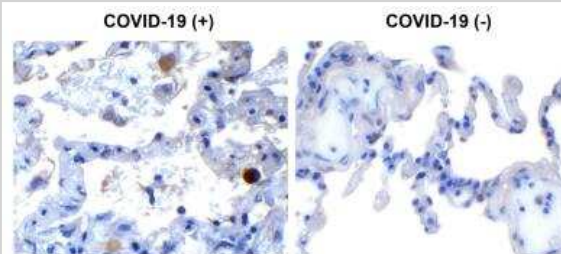
Product Description	
Description	Novus Biologicals Rabbit SARS-CoV-2 nsp13 Antibody - BSA Free (NBP3-07055) is a polyclonal antibody validated for use in IHC and ELISA. Anti-SARS-CoV-2 nsp13 Antibody: Cited in 1 publication. All Novus Biologicals antibodies are covered by our 100% guarantee.
Host	Rabbit
Gene ID	43740578
Gene Symbol	ORF1ab
Species	SARS-CoV-2
Reactivity Notes	Predicted reactivity based on immunogen sequence: SARS-CoV NSP13 (Helicase) protein: (80%)
Immunogen	This antibody was raised against a peptide corresponding to 19 amino acids near the carboxyl terminus of the SARS-CoV-2 (COVID-19) NSP13 (Helicase) protein. The immunogen is located in the last 50 amino acids of SARS-CoV-2 (COVID-19) NSP13 (Helicase).

Product Application Details	
Applications	ELISA, Immunohistochemistry
Recommended Dilutions	ELISA 1 ug/mL, Immunohistochemistry 0.5 ug/mL

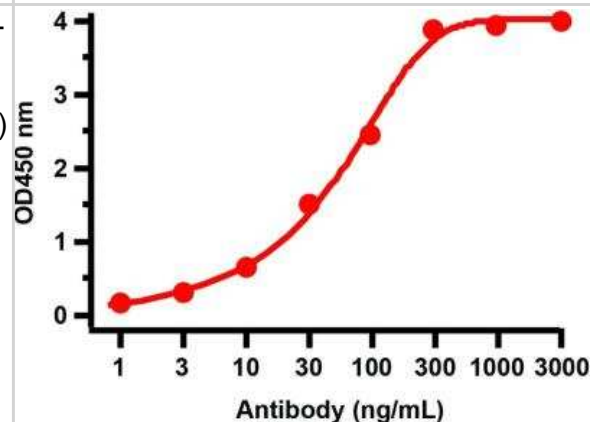


Images

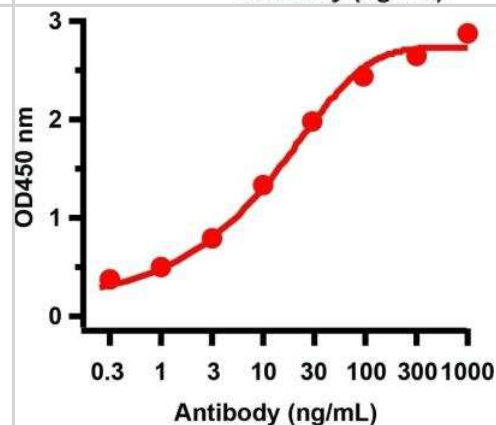
Immunohistochemistry: SARS-CoV-2 nsp13 Antibody [NBP3-07055] - Immunohistochemical analysis of paraffin-embedded COVID-19 patient lung tissue using anti- SARS-CoV-2 (COVID-19) NSP13 antibody (0.5 ug/mL). Tissue was fixed with formaldehyde and blocked with 10% serum for 1 h at RT; antigen retrieval was by heat mediation with a citrate buffer (pH6). Samples were incubated with primary antibody overnight at 4 degrees celsius. A goat anti-rabbit IgG H&L (HRP) at 1/250 was used as secondary. Counter stained with Hematoxylin. Strong signal of SARS-COV-2 NSP13 protein was observed in macrophage of COVID-19 patient lung, but not in non-COVID-19 patient lung.



ELISA: SARS-CoV-2 nsp13 Antibody [NBP3-07055] - Antibodies: SARS-CoV-2 (COVID-19) NSP13 (Helicase) Antibody. A direct ELISA was performed using SARS-CoV-2 NSP13 recombinant protein (10-427) as coating antigen and the anti-SARS-CoV-2 (COVID-19) NSP13 (Helicase) antibody as the capture antibody. Secondary: Goat anti-rabbit IgG HRP conjugate at 1:20000 dilution. Detection range is from 1 ng/mL to 3000 ng/mL.



SARS-CoV-2 nsp13 Antibody [NBP3-07055] - Antibodies: SARS-CoV-2 (COVID-19) NSP13 (Helicase) Antibody. A direct ELISA was performed using immunogen peptide (9181P) as coating antigen and the anti-SARS-CoV-2 (COVID-19) NSP13 (Helicase) antibody as the capture antibody. Secondary: Goat anti-rabbit IgG HRP conjugate at 1:20000 dilution. Detection range is from 0.3 ng/mL to 1000 ng/mL.



Publications

Xiaoyuan Lin, Zhou Sha, Jakob Trimpert, Dusan Kunec, Chen Jiang, Yan Xiong, Binbin Xu, Zhenglin Zhu, Weiwei Xue, Haibo Wu The NSP4 T492I mutation increases SARS-CoV-2 infectivity by altering non-structural protein cleavage. *Cell host & microbe* 2023-07-17 [PMID: 37402373]



Novus Biologicals USA

10730 E. Briarwood Avenue
Centennial, CO 80112
USA
Phone: 303.730.1950
Toll Free: 1.888.506.6887
Fax: 303.730.1966
nb-customerservice@bio-techne.com

Bio-Techne Canada

21 Canmotor Ave
Toronto, ON M8Z 4E6
Canada
Phone: 905.827.6400
Toll Free: 855.668.8722
Fax: 905.827.6402
canada.inquires@bio-techne.com

Bio-Techne Ltd

19 Barton Lane
Abingdon Science Park
Abingdon, OX14 3NB, United Kingdom
Phone: (44) (0) 1235 529449
Free Phone: 0800 37 34 15
Fax: (44) (0) 1235 533420
info.EMEA@bio-techne.com

General Contact Information

www.novusbio.com
Technical Support: nb-technical@bio-techne.com
Orders: nb-customerservice@bio-techne.com
General: novus@novusbio.com

Products Related to NBP3-07055

HAF008	Goat anti-Rabbit IgG Secondary Antibody [HRP]
NB7160	Goat anti-Rabbit IgG (H+L) Secondary Antibody [HRP]
NBP2-24891	Rabbit IgG Isotype Control
NBP3-07081	Recombinant SARS-CoV-2 nsp13 His (N-Term) Protein

Limitations

This product is for research use only and is not approved for use in humans or in clinical diagnosis. Primary Antibodies are guaranteed for 1 year from date of receipt.

For more information on our 100% guarantee, please visit www.novusbio.com/guarantee

Earn gift cards/discounts by submitting a review: www.novusbio.com/reviews/submit/NBP3-07055

Earn gift cards/discounts by submitting a publication using this product:
www.novusbio.com/publications

