

Product Datasheet

MCM2 Antibody (BLR108H)

NBP3-07021

Unit Size: 100 ug

Store at 2 - 8 C / 1 year from date of receipt

www.novusbio.com



technical@novusbio.com

Protocols, Publications, Related Products, Reviews, Research Tools and Images at:
www.novusbio.com/NBP3-07021

Updated 9/21/2022 v.20.1

Earn rewards for product
reviews and publications.

Submit a publication at www.novusbio.com/publications

Submit a review at www.novusbio.com/reviews/destination/NBP3-07021



NBP3-07021**MCM2 Antibody (BLR108H)****Product Information**

Unit Size	100 ug
Concentration	250 mg/ml
Storage	Store at 2 - 8 C / 1 year from date of receipt
Clonality	Monoclonal
Clone	BLR108H
Preservative	0.09% Sodium Azide
Isotype	IgG
Purity	Protein A purified
Buffer	Borate Buffered Saline (pH 8.2), 0.1% BSA

Product Description

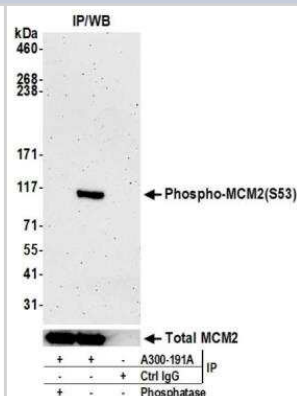
Host	Rabbit
Gene ID	4171
Gene Symbol	MCM2
Species	Human, Mouse, Rabbit
Immunogen	surrounding Serine 53

Product Application Details

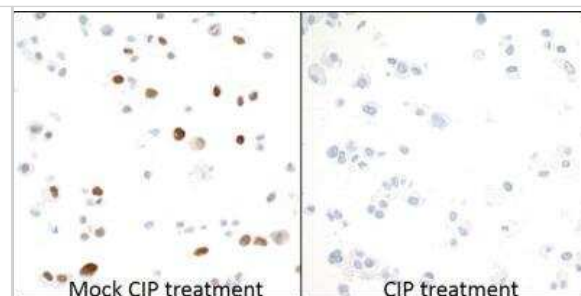
Applications	Western Blot, Immunohistochemistry, Immunocytochemistry
Recommended Dilutions	Western Blot 1:1000, Immunohistochemistry 1:100 - 1:500, Immunocytochemistry 1:100 - 1:500

Images

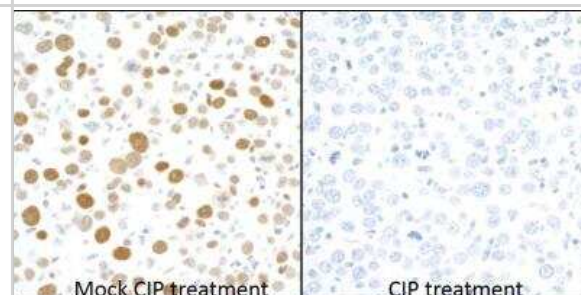
Western Blot: MCM2 Antibody (BLR108H) [NBP3-07021] - Detection of human Phospho-MCM2 by WB of immunoprecipitates from HeLa lysate. Antibodies: Rabbit anti-MCM2 and Phospho-MCM2. Lower Panel: Total MCM2.



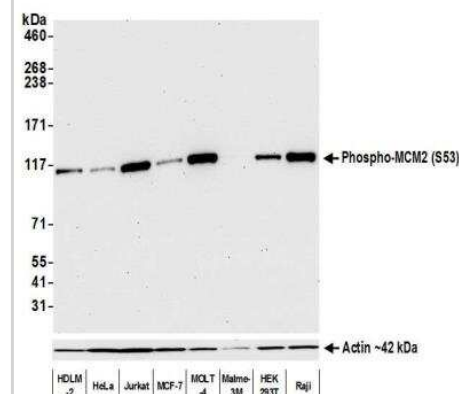
Immunocytochemistry: MCM2 Antibody (BLR108H) [NBP3-07021] - Detection of human Phospho-MCM2 (S53) in FFPE OVCAR-4 cells by ICC. Antibody: Rabbit anti-MCM2 (S53) recombinant monoclonal [BLR108H]. Secondary: HRP-conjugated goat anti-rabbit IgG Substrate: DAB.



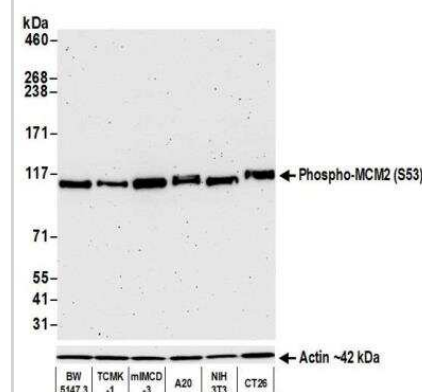
Immunohistochemistry: MCM2 Antibody (BLR108H) [NBP3-07021] - Detection of mouse Phospho-MCM2 (S53) in FFPE mouse renal cell carcinoma by IHC. Antibody: Rabbit anti-MCM2 (S53) recombinant monoclonal [BLR108H]. Secondary: HRP-conjugated goat anti-rabbit IgG Substrate: DAB.



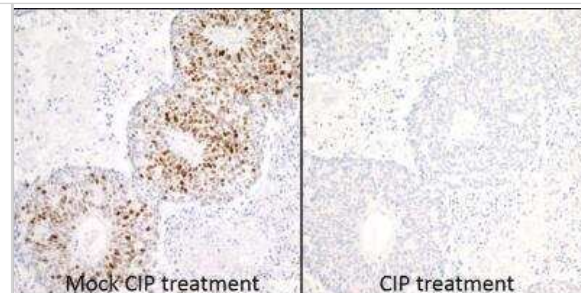
Western Blot: MCM2 Antibody (BLR108H) [NBP3-07021] - Detection of human Phospho-MCM2 by WB of HDLM-2, HeLa, Jurkat, MCF-7, MOLT-4, Malme-3M, HEK293T, and Raji lysate. Antibody: Rabbit anti-Phospho-MCM2 recombinant monoclonal [BLR108H]. Secondary: HRP-conjugated goat anti-rabbit IgG. Lower Panel: Rabbit anti-Actin recombinant monoclonal.



Western Blot: MCM2 Antibody (BLR108H) [NBP3-07021] - Detection of mouse Phospho-MCM2 (S53) by WB of BW5147.3, TCMK-1, mIMCD-3, A20, NIH 3T3, and CT26 lysate. Antibody: Rabbit anti-Phospho-MCM2 (S53) recombinant monoclonal [BLR108H]. Secondary: HRP-conjugated goat anti-rabbit IgG. Lower Panel: Rabbit anti-Actin recombinant monoclonal.



Immunohistochemistry: MCM2 Antibody (BLR108H) [NBP3-07021] - Detection of human Phospho-MCM2 (S53) in FFPE lung carcinoma by IHC. Antibody: Rabbit anti-MCM2 (S53) recombinant monoclonal [BLR108H]. Secondary: HRP-conjugated goat anti-rabbit IgG. Substrate: DAB





Novus Biologicals USA

10730 E. Briarwood Avenue
Centennial, CO 80112
USA
Phone: 303.730.1950
Toll Free: 1.888.506.6887
Fax: 303.730.1966
nb-customerservice@bio-techne.com

Bio-Techne Canada

21 Canmotor Ave
Toronto, ON M8Z 4E6
Canada
Phone: 905.827.6400
Toll Free: 855.668.8722
Fax: 905.827.6402
canada.inquires@bio-techne.com

Bio-Techne Ltd

19 Barton Lane
Abingdon Science Park
Abingdon, OX14 3NB, United Kingdom
Phone: (44) (0) 1235 529449
Free Phone: 0800 37 34 15
Fax: (44) (0) 1235 533420
info.EMEA@bio-techne.com

General Contact Information

www.novusbio.com
Technical Support: nb-technical@bio-
techne.com
Orders: nb-customerservice@bio-techne.com
General: novus@novusbio.com

Products Related to NBP3-07021

HAF008	Goat anti-Rabbit IgG Secondary Antibody [HRP]
NB7160	Goat anti-Rabbit IgG (H+L) Secondary Antibody [HRP]
NBP2-24891	Rabbit IgG Isotype Control
H00004171-Q01-10ug	Recombinant Human MCM2 GST (N-Term) Protein

Limitations

This product is for research use only and is not approved for use in humans or in clinical diagnosis. Primary Antibodies are guaranteed for 1 year from date of receipt.

For more information on our 100% guarantee, please visit www.novusbio.com/guarantee

Earn gift cards/discounts by submitting a review: www.novusbio.com/reviews/submit/NBP3-07021

Earn gift cards/discounts by submitting a publication using this product:
www.novusbio.com/publications

