

Product Datasheet

Siglec-15 Antibody - BSA Free

NBP3-06988

Unit Size: 0.1 mg

Store at 4C short term. Aliquot and store at -20C long term. Avoid freeze-thaw cycles.

www.novusbio.com



technical@novusbio.com

Protocols, Publications, Related Products, Reviews, Research Tools and Images at:
www.novusbio.com/NBP3-06988

Updated 9/9/2025 v.20.1

Earn rewards for product
reviews and publications.

Submit a publication at www.novusbio.com/publications

Submit a review at www.novusbio.com/reviews/destination/NBP3-06988



NBP3-06988

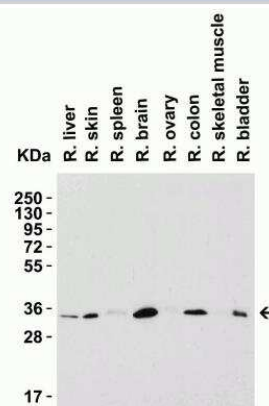
Siglec-15 Antibody - BSA Free

Product Information	
Unit Size	0.1 mg
Concentration	1 mg/ml
Storage	Store at 4C short term. Aliquot and store at -20C long term. Avoid freeze-thaw cycles.
Clonality	Polyclonal
Preservative	0.02% Sodium Azide
Isotype	IgG
Purity	Peptide affinity purified
Buffer	PBS
Target Molecular Weight	34-36 kDa
Product Description	
Description	Novus Biologicals Rabbit Siglec-15 Antibody - BSA Free (NBP3-06988) is a polyclonal antibody validated for use in WB and ELISA. All Novus Biologicals antibodies are covered by our 100% guarantee.
Host	Rabbit
Gene ID	284266
Gene Symbol	SIGLEC15
Species	Human, Mouse, Rat
Reactivity Notes	[Species Reactivity]
Specificity/Sensitivity	Human SIGLEC15 has 2 isoforms, including isoform 1 (328aa, 36kD) and isoform 2 (174aa, 18kD). Mouse SIGLEC15 has one isoform (342aa, 37kD) and Rat SIGLEC15 also has one isoform (341aa, 37kD). NBP3-06988 can detect human and possibly mouse and rat isoforms.
Immunogen	Antibody was raised against a peptide corresponding to 14 amino acids near the carboxy terminus of human SIGLEC15. The immunogen is located within amino acids 270-320 of SIGLEC15.
Product Application Details	
Applications	Western Blot, ELISA
Recommended Dilutions	Western Blot 2 ug/mL, ELISA

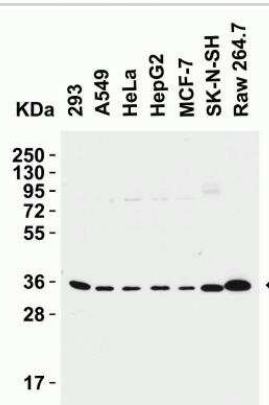


Images

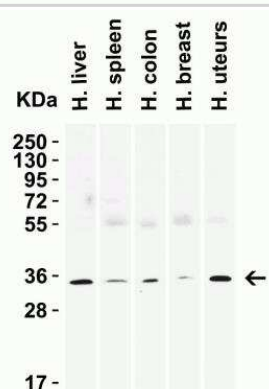
Western Blot: Siglec-15 Antibody [NBP3-06988] - Rat tissues. Loading: 15 ug of lysates per lane. Antibodies: (2 ug/mL), 1h incubation at RT in 5% NFDm/TBST. Secondary: Goat anti-rabbit IgG HRP conjugate at 1:10000 dilution.



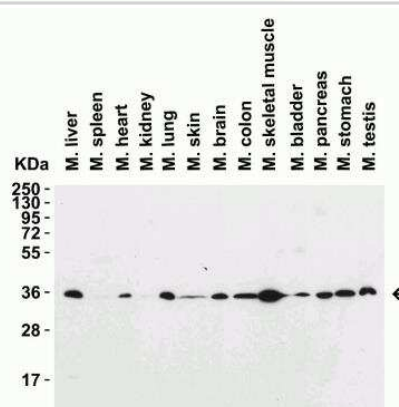
Western Blot: Siglec-15 Antibody [NBP3-06988] - Human and mouse lines. Loading: 15 ug of lysates per lane. Antibodies: (2 ug/mL), 1h incubation at RT in 5% NFDm/TBST. Secondary: Goat anti-rabbit IgG HRP conjugate at 1:10000 dilution.



Western Blot: Siglec-15 Antibody [NBP3-06988] - Human tissues. Loading: 15 ug of lysates per lane. Antibodies: (2 ug/mL), 1h incubation at RT in 5% NFDm/TBST. Secondary: Goat anti-rabbit IgG HRP conjugate at 1:10000 dilution.



Western Blot: Siglec-15 Antibody [NBP3-06988] - Mouse tissues. Loading: 15 ug of lysates per lane. Antibodies: (2 ug/mL), 1h incubation at RT in 5% NFDm/TBST. Secondary: Goat anti-rabbit IgG HRP conjugate at 1:10000 dilution.





Novus Biologicals USA

10730 E. Briarwood Avenue
Centennial, CO 80112
USA
Phone: 303.730.1950
Toll Free: 1.888.506.6887
Fax: 303.730.1966
nb-customerservice@bio-techne.com

Bio-Techne Canada

21 Canmotor Ave
Toronto, ON M8Z 4E6
Canada
Phone: 905.827.6400
Toll Free: 855.668.8722
Fax: 905.827.6402
canada.inquires@bio-techne.com

Bio-Techne Ltd

19 Barton Lane
Abingdon Science Park
Abingdon, OX14 3NB, United Kingdom
Phone: (44) (0) 1235 529449
Free Phone: 0800 37 34 15
Fax: (44) (0) 1235 533420
info.EMEA@bio-techne.com

General Contact Information

www.novusbio.com
Technical Support: nb-technical@bio-techne.com
Orders: nb-customerservice@bio-techne.com
General: novus@novusbio.com

Products Related to NBP3-06988

HAF008	Goat anti-Rabbit IgG Secondary Antibody [HRP]
NB7160	Goat anti-Rabbit IgG (H+L) Secondary Antibody [HRP]
NBP2-24891	Rabbit IgG Isotype Control
210-TA-005	TNF-alpha [Unconjugated]

Limitations

This product is for research use only and is not approved for use in humans or in clinical diagnosis. Primary Antibodies are guaranteed for 1 year from date of receipt.

For more information on our 100% guarantee, please visit www.novusbio.com/guarantee

Earn gift cards/discounts by submitting a review: www.novusbio.com/reviews/submit/NBP3-06988

Earn gift cards/discounts by submitting a publication using this product:
www.novusbio.com/publications

