

Product Datasheet

EBPL Antibody - BSA Free NBP3-05841-100ul

Unit Size: 100 ul

Store at 4C short term. Aliquot and store at -20C long term. Avoid freeze-thaw cycles.

www.novusbio.com



technical@novusbio.com

Protocols, Publications, Related Products, Reviews, Research Tools and Images at:
www.novusbio.com/NBP3-05841

Updated 2/26/2025 v.20.1

Earn rewards for product
reviews and publications.

Submit a publication at www.novusbio.com/publications

Submit a review at www.novusbio.com/reviews/destination/NBP3-05841



NBP3-05841-100ul

EBPL Antibody - BSA Free

| Product Information | |
|----------------------------|---|
| Unit Size | 100 ul |
| Concentration | Please see the vial label for concentration. If unlisted please contact technical services. |
| Storage | Store at 4C short term. Aliquot and store at -20C long term. Avoid freeze-thaw cycles. |
| Clonality | Polyclonal |
| Preservative | 0.03% Proclin 300 |
| Isotype | IgG |
| Purity | Antigen and protein A Affinity-purified |
| Buffer | PBS |

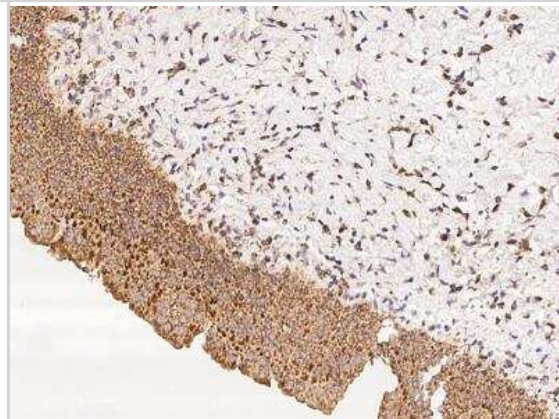
| Product Description | |
|----------------------------|---|
| Description | This antibody can be stored at 2C-8C for one month without detectable loss of activity. Antibody products are stable for twelve months from date of receipt when stored at -20C to -80C. Avoid repeated freeze-thaw cycles. |
| Host | Rabbit |
| Gene ID | 84650 |
| Gene Symbol | EBPL |
| Species | Human |
| Immunogen | Produced in rabbits immunized with E. coli-derived Human EBPL fragment. |

| Product Application Details | |
|------------------------------------|--|
| Applications | Immunohistochemistry-Paraffin |
| Recommended Dilutions | Immunohistochemistry-Paraffin 1:50-1:200 |

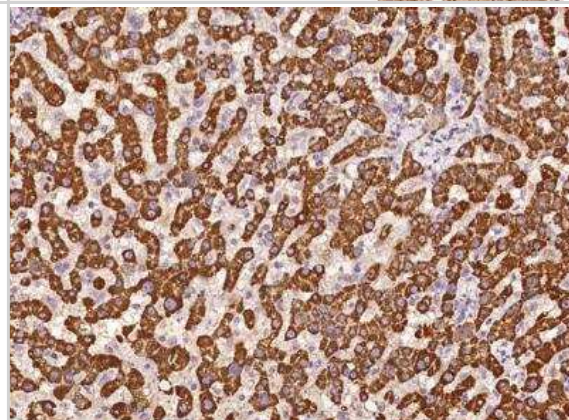


Images

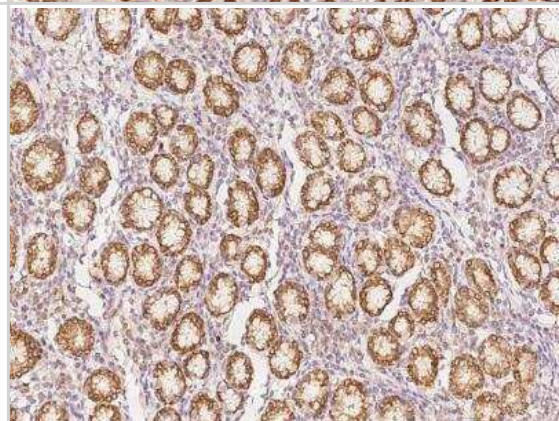
Immunohistochemistry-Paraffin: EBPL Antibody [NBP3-05841] - Staining of human EBPL in human urinary bladder with rabbit polyclonal antibody at 1:100 dilution.



Immunohistochemistry-Paraffin: EBPL Antibody [NBP3-05841] - Staining of human EBPL in human liver with rabbit polyclonal antibody at 1:100 dilution.



Immunohistochemistry-Paraffin: EBPL Antibody [NBP3-05841] - Staining of human EBPL in human stomach with rabbit polyclonal antibody at 1:100 dilution.





Novus Biologicals USA

10730 E. Briarwood Avenue
Centennial, CO 80112
USA
Phone: 303.730.1950
Toll Free: 1.888.506.6887
Fax: 303.730.1966
nb-customerservice@bio-techne.com

Bio-Techne Canada

21 Canmotor Ave
Toronto, ON M8Z 4E6
Canada
Phone: 905.827.6400
Toll Free: 855.668.8722
Fax: 905.827.6402
canada.inquires@bio-techne.com

Bio-Techne Ltd

19 Barton Lane
Abingdon Science Park
Abingdon, OX14 3NB, United Kingdom
Phone: (44) (0) 1235 529449
Free Phone: 0800 37 34 15
Fax: (44) (0) 1235 533420
info.EMEA@bio-techne.com

General Contact Information

www.novusbio.com
Technical Support: nb-technical@bio-techne.com
Orders: nb-customerservice@bio-techne.com
General: novus@novusbio.com

Products Related to NBP3-05841-100ul

| | |
|---------------|---|
| HAF008 | Goat anti-Rabbit IgG Secondary Antibody [HRP] |
| NB7160 | Goat anti-Rabbit IgG (H+L) Secondary Antibody [HRP] |
| NBP2-24891 | Rabbit IgG Isotype Control |
| NBP2-13943PEP | EBPL Recombinant Protein Antigen |

Limitations

This product is for research use only and is not approved for use in humans or in clinical diagnosis. Primary Antibodies are guaranteed for 1 year from date of receipt.

For more information on our 100% guarantee, please visit www.novusbio.com/guarantee

Earn gift cards/discounts by submitting a review: www.novusbio.com/reviews/submit/NBP3-05841

Earn gift cards/discounts by submitting a publication using this product:
www.novusbio.com/publications

