

Product Datasheet

Methionine Aminopeptidase 2/METAP2 Antibody - BSA Free NBP3-05513-100ul

Unit Size: 100 ul

Store at 4C short term. Aliquot and store at -20C long term. Avoid freeze-thaw cycles.

www.novusbio.com



technical@novusbio.com

Protocols, Publications, Related Products, Reviews, Research Tools and Images at:
www.novusbio.com/NBP3-05513

Updated 2/26/2025 v.20.1

Earn rewards for product reviews and publications.

Submit a publication at www.novusbio.com/publications

Submit a review at www.novusbio.com/reviews/destination/NBP3-05513



NBP3-05513-100ul

Methionine Aminopeptidase 2/METAP2 Antibody - BSA Free

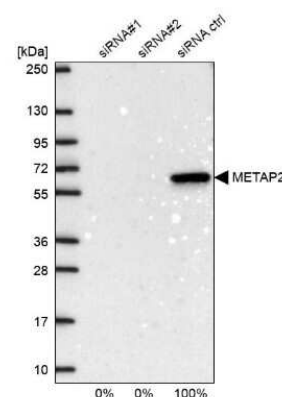
Product Information	
Unit Size	100 ul
Concentration	Concentrations vary lot to lot. See vial label for concentration. If unlisted please contact technical services.
Storage	Store at 4C short term. Aliquot and store at -20C long term. Avoid freeze-thaw cycles.
Clonality	Polyclonal
Preservative	0.02% Sodium Azide
Isotype	IgG
Purity	Affinity purified
Buffer	PBS, pH 7.2, containing 40% glycerol

Product Description	
Host	Rabbit
Gene ID	10988
Gene Symbol	METAP2
Species	Human
Reactivity Notes	Immunogen displays the following percentage of sequence identity for non-tested species: Mouse (80%)
Immunogen	This antibody was developed against a recombinant protein corresponding to amino acids: SGSHLNGDLPDDREEGAASTAEAAKKRRKKKKSKGPSAAGEQEPDKESG ASVDEVARQLERSALEDKERDEDEDGDGDGDGATGKKKK

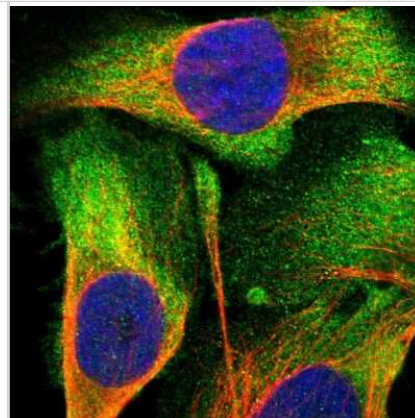
Product Application Details	
Applications	Western Blot, Immunocytochemistry/ Immunofluorescence, Immunohistochemistry, Immunohistochemistry-Paraffin
Recommended Dilutions	Western Blot 0.04-0.4 ug/ml, Immunohistochemistry 1:1000 - 1:2500, Immunocytochemistry/ Immunofluorescence 0.25-2 ug/ml, Immunohistochemistry-Paraffin 1:1000 - 1:2500
Application Notes	For IHC-Paraffin, HIER pH 6 retrieval is recommended. For ICC/IF fixation permeabilization use PFA/Triton X-100.

Images

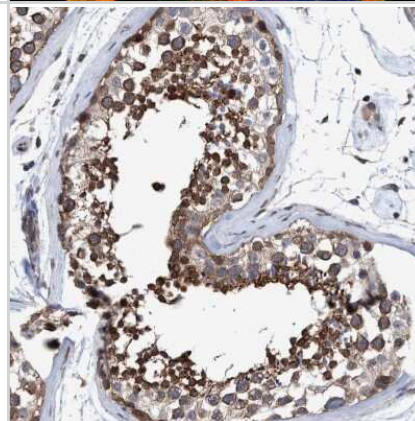
Western Blot: Methionine Aminopeptidase 2/METAP2 Antibody [NBP3-05513] - Analysis in U2OS cells transfected with control siRNA, target specific siRNA probe #1 and #2, using Anti-METAP2 antibody. Remaining relative intensity is presented.



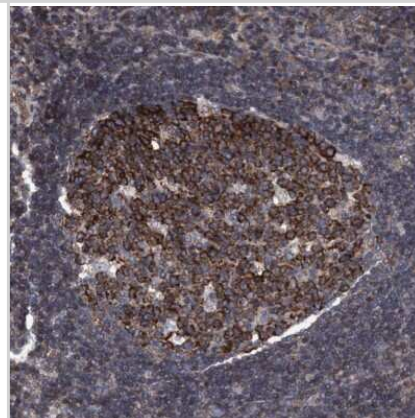
Immunocytochemistry/Immunofluorescence: Methionine Aminopeptidase 2/METAP2 Antibody [NBP3-05513] - Staining of human cell line U-2 OS shows localization to plasma membrane & cytosol.



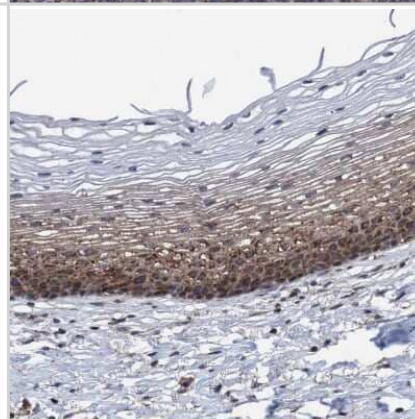
Immunohistochemistry-Paraffin: Methionine Aminopeptidase 2/METAP2 Antibody [NBP3-05513] - Staining of human Testis shows strong cytoplasmic positivity in cells in seminiferous ducts.



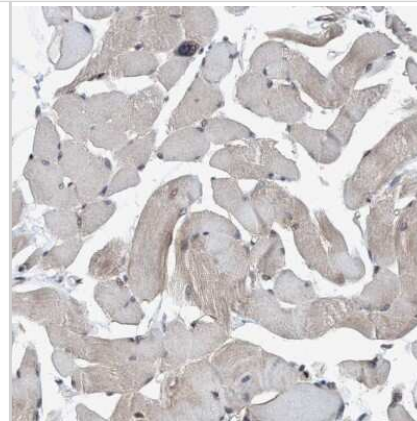
Immunohistochemistry-Paraffin: Methionine Aminopeptidase 2/METAP2 Antibody [NBP3-05513] - Staining of human lymph node shows strong cytoplasmic positivity in germinal center cells.



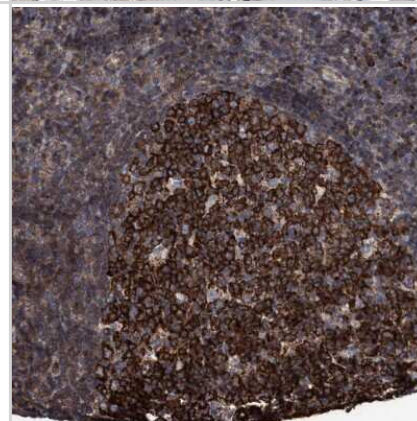
Immunohistochemistry-Paraffin: Methionine Aminopeptidase 2/METAP2 Antibody [NBP3-05513] - Staining of human Cervix shows moderate cytoplasmic positivity in squamous epithelial cells.



Immunohistochemistry-Paraffin: Methionine Aminopeptidase 2/METAP2 Antibody [NBP3-05513] - Staining of human Skeletal muscle shows very weak cytoplasmic positivity in myocytes.



Immunohistochemistry-Paraffin: Methionine Aminopeptidase 2/METAP2 Antibody [NBP3-05513] - Staining of human Tonsil shows strong cytoplasmic positivity in germinal center cells.





Novus Biologicals USA

10730 E. Briarwood Avenue
Centennial, CO 80112
USA
Phone: 303.730.1950
Toll Free: 1.888.506.6887
Fax: 303.730.1966
nb-customerservice@bio-techne.com

Bio-Techne Canada

21 Canmotor Ave
Toronto, ON M8Z 4E6
Canada
Phone: 905.827.6400
Toll Free: 855.668.8722
Fax: 905.827.6402
canada.inquires@bio-techne.com

Bio-Techne Ltd

19 Barton Lane
Abingdon Science Park
Abingdon, OX14 3NB, United Kingdom
Phone: (44) (0) 1235 529449
Free Phone: 0800 37 34 15
Fax: (44) (0) 1235 533420
info.EMEA@bio-techne.com

General Contact Information

www.novusbio.com
Technical Support: nb-technical@bio-techne.com
Orders: nb-customerservice@bio-techne.com
General: novus@novusbio.com

Products Related to NBP3-05513-100ul

HAF008	Goat anti-Rabbit IgG Secondary Antibody [HRP]
NB7160	Goat anti-Rabbit IgG (H+L) Secondary Antibody [HRP]
NBP2-24891	Rabbit IgG Isotype Control
NBP3-05513PEP	Methionine Aminopeptidase 2/METAP2 Recombinant Protein Antigen

Limitations

This product is for research use only and is not approved for use in humans or in clinical diagnosis. Primary Antibodies are guaranteed for 1 year from date of receipt.

For more information on our 100% guarantee, please visit www.novusbio.com/guarantee

Earn gift cards/discounts by submitting a review: www.novusbio.com/reviews/submit/NBP3-05513

Earn gift cards/discounts by submitting a publication using this product:
www.novusbio.com/publications

