

Product Datasheet

Kallikrein 3/PSA Antibody (CL9422) - BSA Free NBP3-05506

Unit Size: 100 ul

Store at 4C short term. Aliquot and store at -20C long term. Avoid freeze-thaw cycles.

www.novusbio.com



technical@novusbio.com

Protocols, Publications, Related Products, Reviews, Research Tools and Images at:
www.novusbio.com/NBP3-05506

Updated 3/11/2025 v.20.1

Earn rewards for product
reviews and publications.

Submit a publication at www.novusbio.com/publications

Submit a review at www.novusbio.com/reviews/destination/NBP3-05506



NBP3-05506

Kallikrein 3/PSA Antibody (CL9422) - BSA Free

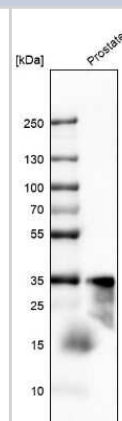
Product Information	
Unit Size	100 ul
Concentration	Concentrations vary lot to lot. See vial label for concentration. If unlisted please contact technical services.
Storage	Store at 4C short term. Aliquot and store at -20C long term. Avoid freeze-thaw cycles.
Clonality	Monoclonal
Clone	CL9422
Preservative	0.02% Sodium Azide
Isotype	IgG2b
Purity	Protein A purified
Buffer	PBS, pH 7.2, containing 40% glycerol

Product Description	
Host	Mouse
Gene ID	354
Gene Symbol	KLK3
Species	Human
Immunogen	This antibody was developed using a recombinant protein derived from P07288, with the exact immunogen sequence remaining proprietary.

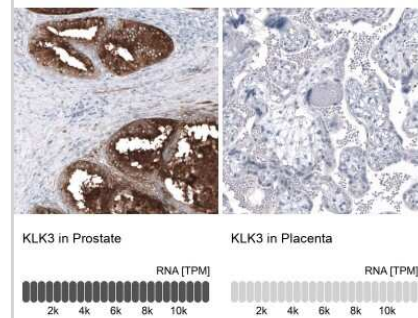
Product Application Details	
Applications	Western Blot, Immunohistochemistry, Immunohistochemistry-Paraffin
Recommended Dilutions	Western Blot 1 ug/ml, Immunohistochemistry 1:5000 - 1:10000, Immunohistochemistry-Paraffin 1:5000 - 1:10000
Application Notes	For IHC-Paraffin, HIER pH 6 retrieval is recommended.

Images

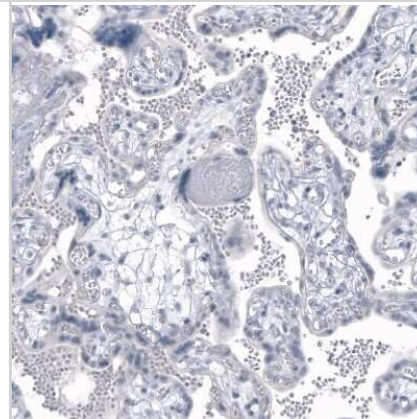
Western Blot: Kallikrein 3/PSA Antibody (CL9422) [NBP3-05506] - Analysis in human prostate tissue.



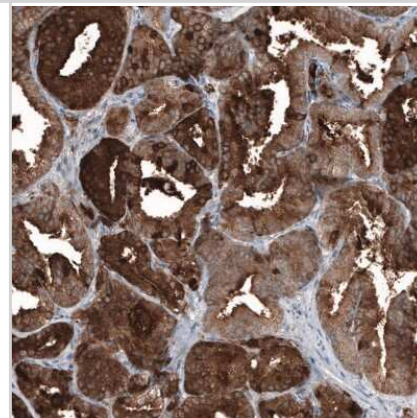
Immunohistochemistry-Paraffin: Kallikrein 3/PSA Antibody (CL9422) [NBP3-05506] - Analysis in human prostate and placenta tissues using NBP3-05506 antibody. Corresponding KLK3 RNA-seq data are presented for the same tissues.



Immunohistochemistry-Paraffin: Kallikrein 3/PSA Antibody (CL9422) [NBP3-05506] - Staining of human placenta shows no positivity in trophoblastic cells as expected.




Immunohistochemistry-Paraffin: Kallikrein 3/PSA Antibody (CL9422) [NBP3-05506] - Staining of human prostate cancer shows strong cytoplasmic positivity in tumor cells.



Immunohistochemistry-Paraffin: Kallikrein 3/PSA Antibody (CL9422) [NBP3-05506] - Staining of human prostate shows strong cytoplasmic positivity in glandular cells.



Immunohistochemistry-Paraffin: Kallikrein 3/PSA Antibody (CL9422) [NBP3-05506] - Staining of human tonsil shows no positivity in non-germinal and germinal center cells as expected.





Novus Biologicals USA

10730 E. Briarwood Avenue
Centennial, CO 80112
USA
Phone: 303.730.1950
Toll Free: 1.888.506.6887
Fax: 303.730.1966
nb-customerservice@bio-techne.com

Bio-Techne Canada

21 Canmotor Ave
Toronto, ON M8Z 4E6
Canada
Phone: 905.827.6400
Toll Free: 855.668.8722
Fax: 905.827.6402
canada.inquires@bio-techne.com

Bio-Techne Ltd

19 Barton Lane
Abingdon Science Park
Abingdon, OX14 3NB, United Kingdom
Phone: (44) (0) 1235 529449
Free Phone: 0800 37 34 15
Fax: (44) (0) 1235 533420
info.EMEA@bio-techne.com

General Contact Information

www.novusbio.com
Technical Support: nb-technical@bio-techne.com
Orders: nb-customerservice@bio-techne.com
General: novus@novusbio.com

Products Related to NBP3-05506

HAF007	Goat anti-Mouse IgG Secondary Antibody [HRP]
NB720-B	Rabbit anti-Mouse IgG (H+L) Secondary Antibody [Biotin]
NBP2-27231	Mouse IgG2b Isotype Control (MPC-11)
NBP2-61380-1mg	Recombinant Human Kallikrein 3/PSA Protein

Limitations

This product is for research use only and is not approved for use in humans or in clinical diagnosis. Primary Antibodies are guaranteed for 1 year from date of receipt.

For more information on our 100% guarantee, please visit www.novusbio.com/guarantee

Earn gift cards/discounts by submitting a review: www.novusbio.com/reviews/submit/NBP3-05506

Earn gift cards/discounts by submitting a publication using this product:
www.novusbio.com/publications

