

# Product Datasheet

## FOXO4 [p Ser197] Antibody - Azide and BSA Free NBP3-05393-100ul

Unit Size: 100 ul

Store at -20C. Avoid freeze-thaw cycles.

[www.novusbio.com](http://www.novusbio.com)



[technical@novusbio.com](mailto:technical@novusbio.com)

Protocols, Publications, Related Products, Reviews, Research Tools and Images at:  
[www.novusbio.com/NBP3-05393](http://www.novusbio.com/NBP3-05393)

Updated 11/7/2023 v.20.1

Earn rewards for product  
reviews and publications.

Submit a publication at [www.novusbio.com/publications](http://www.novusbio.com/publications)

Submit a review at [www.novusbio.com/reviews/destination/NBP3-05393](http://www.novusbio.com/reviews/destination/NBP3-05393)



**NBP3-05393-100ul**

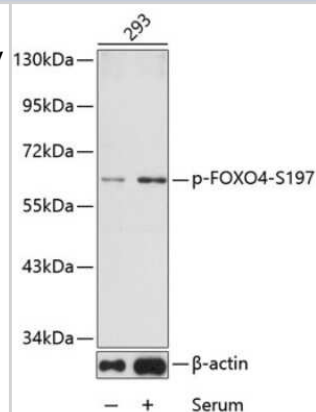
FOXO4 [p Ser197] Antibody - Azide and BSA Free

Product Information	
Unit Size	100 ul
Concentration	Please see the vial label for concentration. If unlisted please contact technical services.
Storage	Store at -20C. Avoid freeze-thaw cycles.
Clonality	Polyclonal
Preservative	0.01% Thimerosal
Isotype	IgG
Purity	Affinity purified
Buffer	PBS with 50% glycerol, pH7.3.
Product Description	
Host	Rabbit
Gene ID	4303
Gene Symbol	FOXO4
Species	Human, Mouse, Rat
Immunogen	A synthetic phosphorylated peptide around S197 of human FOXO4 (NP_005929.2). AASMD
Product Application Details	
Applications	Western Blot, Immunocytochemistry/ Immunofluorescence
Recommended Dilutions	Western Blot 1:100 - 1:500, Immunocytochemistry/ Immunofluorescence 1:100 - 1:200

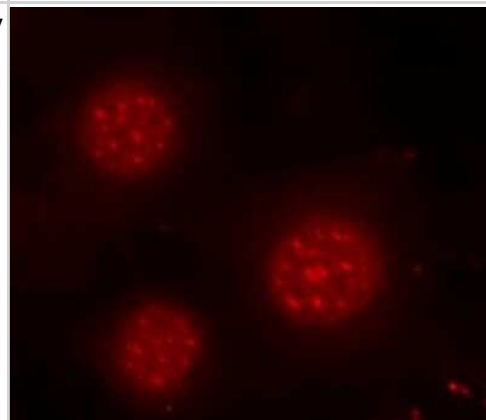


## Images

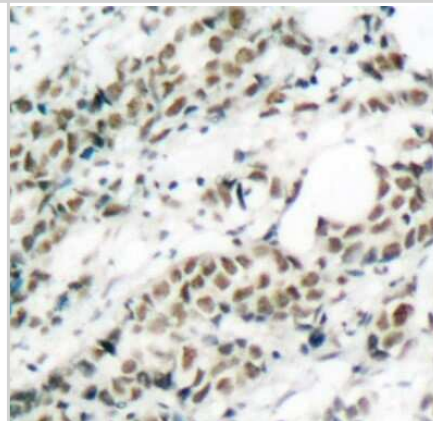
Western Blot: FOXO4 [p Ser197] Antibody [NBP3-05393] - Western blot analysis of extracts from 293 cells using phospho-FOXO4-S197 antibody (NBP3-05393). Secondary antibody: HRP Goat Anti-Rabbit IgG (H+L) at 1:10000 dilution. Lysates/proteins: 25ug per lane. Blocking buffer: 3% BSA.



Immunocytochemistry/Immunofluorescence: FOXO4 [p Ser197] Antibody [NBP3-05393] - Immunofluorescence analysis of methanol-fixed MCF-7 cells using FOXO4 antibody (NBP3-05393).



Immunohistochemistry-Paraffin: FOXO4 [p Ser197] Antibody [NBP3-05393] - Immunohistochemistry of paraffin-embedded human breast carcinoma tissue, using FOXO4 antibody (NBP3-05393).





### Novus Biologicals USA

10730 E. Briarwood Avenue  
Centennial, CO 80112  
USA  
Phone: 303.730.1950  
Toll Free: 1.888.506.6887  
Fax: 303.730.1966  
nb-customerservice@bio-techne.com

### Bio-Techne Canada

21 Canmotor Ave  
Toronto, ON M8Z 4E6  
Canada  
Phone: 905.827.6400  
Toll Free: 855.668.8722  
Fax: 905.827.6402  
canada.inquires@bio-techne.com

### Bio-Techne Ltd

19 Barton Lane  
Abingdon Science Park  
Abingdon, OX14 3NB, United Kingdom  
Phone: (44) (0) 1235 529449  
Free Phone: 0800 37 34 15  
Fax: (44) (0) 1235 533420  
info.EMEA@bio-techne.com

### General Contact Information

www.novusbio.com  
Technical Support: nb-technical@bio-techne.com  
Orders: nb-customerservice@bio-techne.com  
General: novus@novusbio.com

### Products Related to NBP3-05393-100ul

---

HAF008	Goat anti-Rabbit IgG Secondary Antibody [HRP]
NB7160	Goat anti-Rabbit IgG (H+L) Secondary Antibody [HRP]
NBP2-24891	Rabbit IgG Isotype Control
NBP2-58083PEP	FOXO4 Recombinant Protein Antigen

---

### Limitations

This product is for research use only and is not approved for use in humans or in clinical diagnosis. Primary Antibodies are guaranteed for 1 year from date of receipt.

For more information on our 100% guarantee, please visit [www.novusbio.com/guarantee](http://www.novusbio.com/guarantee)

Earn gift cards/discounts by submitting a review: [www.novusbio.com/reviews/submit/NBP3-05393](http://www.novusbio.com/reviews/submit/NBP3-05393)

Earn gift cards/discounts by submitting a publication using this product:  
[www.novusbio.com/publications](http://www.novusbio.com/publications)

