

# Product Datasheet

## ZNF416 Antibody - Azide and BSA Free NBP3-05072-100ul

Unit Size: 100 ul

Store at -20C. Avoid freeze-thaw cycles.

[www.novusbio.com](http://www.novusbio.com)



[technical@novusbio.com](mailto:technical@novusbio.com)

Protocols, Publications, Related Products, Reviews, Research Tools and Images at:  
[www.novusbio.com/NBP3-05072](http://www.novusbio.com/NBP3-05072)

Updated 9/9/2025 v.20.1

Earn rewards for product  
reviews and publications.

Submit a publication at [www.novusbio.com/publications](http://www.novusbio.com/publications)

Submit a review at [www.novusbio.com/reviews/destination/NBP3-05072](http://www.novusbio.com/reviews/destination/NBP3-05072)



**NBP3-05072-100ul**

ZNF416 Antibody - Azide and BSA Free

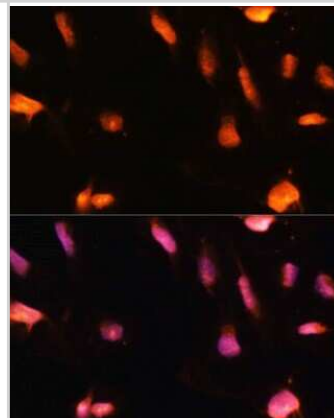
Product Information	
<b>Unit Size</b>	100 ul
<b>Concentration</b>	Please see the vial label for concentration. If unlisted please contact technical services.
<b>Storage</b>	Store at -20C. Avoid freeze-thaw cycles.
<b>Clonality</b>	Polyclonal
<b>Preservative</b>	0.01% Thimerosal
<b>Isotype</b>	IgG
<b>Purity</b>	Affinity purified
<b>Buffer</b>	PBS (pH 7.3), 50% glycerol
<b>Target Molecular Weight</b>	67 kDa

Product Description	
<b>Description</b>	Novus Biologicals Rabbit ZNF416 Antibody - Azide and BSA Free (NBP3-05072) is a polyclonal antibody validated for use in IHC and ICC/IF. All Novus Biologicals antibodies are covered by our 100% guarantee.
<b>Host</b>	Rabbit
<b>Gene ID</b>	55659
<b>Gene Symbol</b>	ZNF416
<b>Species</b>	Human, Mouse, Rat
<b>Immunogen</b>	Recombinant fusion protein containing a sequence corresponding to amino acids 495-594 of human ZNF416 (NP_060349.1). ECSECGKFFRQSYTLVEHQKIHTGLRPYDCGQCGKSFQKSSLIQHQQVVHTGE RPYECGKCGKSFTQHSGLILHRKSHTVERPRDSSKCGKPYSRNSIV

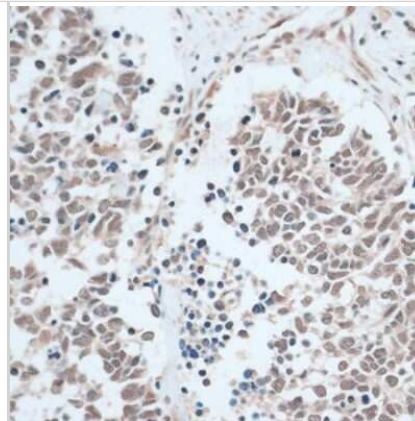
Product Application Details	
<b>Applications</b>	Immunohistochemistry-Paraffin, Immunocytochemistry/ Immunofluorescence, Immunohistochemistry
<b>Recommended Dilutions</b>	Immunohistochemistry 1:50-1:200, Immunocytochemistry/ Immunofluorescence 1:50-1:200, Immunohistochemistry-Paraffin

**Images**

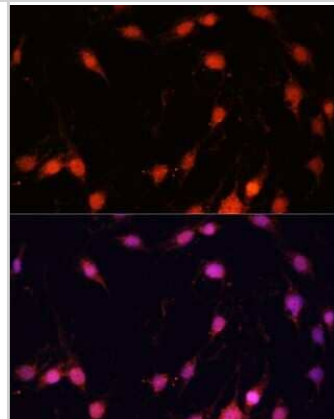
Immunocytochemistry/Immunofluorescence: ZNF416 Antibody [NBP3-05072] - Analysis of U-2 OS cells using ZNF416 antibody at dilution of 1:100. Blue: DAPI for nuclear staining.



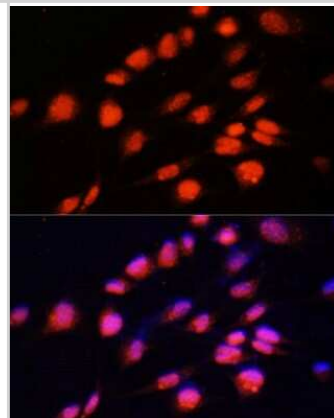
Immunohistochemistry-Paraffin: ZNF416 Antibody [NBP3-05072] - Immunohistochemistry of paraffin-embedded human lung cancer using ZNF416 antibody (NBP3-05072) at dilution of 1:100 (40x lens). Perform microwave antigen retrieval with 10 mM PBS buffer pH 7.2 before commencing with IHC staining protocol.



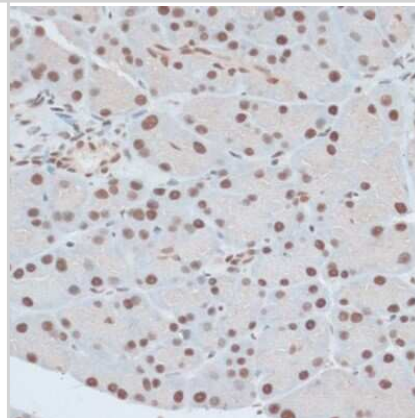
Immunocytochemistry/Immunofluorescence: ZNF416 Antibody [NBP3-05072] - Analysis of C6 cells using ZNF416 antibody at dilution of 1:100. Blue: DAPI for nuclear staining.



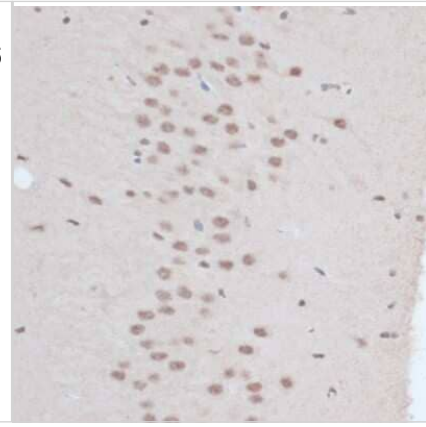
Immunocytochemistry/Immunofluorescence: ZNF416 Antibody [NBP3-05072] - Analysis of NIH-3T3 cells using ZNF416 antibody at dilution of 1:100. Blue: DAPI for nuclear staining.



Immunohistochemistry-Paraffin: ZNF416 Antibody [NBP3-05072] - Immunohistochemistry of paraffin-embedded rat pancreas using ZNF416 antibody (NBP3-05072) at dilution of 1:100 (40x lens). Perform microwave antigen retrieval with 10 mM PBS buffer pH 7.2 before commencing with IHC staining protocol.



Immunohistochemistry-Paraffin: ZNF416 Antibody [NBP3-05072] - Immunohistochemistry of paraffin-embedded mouse brain using ZNF416 antibody (NBP3-05072) at dilution of 1:100 (40x lens). Perform microwave antigen retrieval with 10 mM PBS buffer pH 7.2 before commencing with IHC staining protocol.





### **Novus Biologicals USA**

10730 E. Briarwood Avenue  
Centennial, CO 80112  
USA  
Phone: 303.730.1950  
Toll Free: 1.888.506.6887  
Fax: 303.730.1966  
nb-customerservice@bio-techne.com

### **Bio-Techne Canada**

21 Canmotor Ave  
Toronto, ON M8Z 4E6  
Canada  
Phone: 905.827.6400  
Toll Free: 855.668.8722  
Fax: 905.827.6402  
canada.inquires@bio-techne.com

### **Bio-Techne Ltd**

19 Barton Lane  
Abingdon Science Park  
Abingdon, OX14 3NB, United Kingdom  
Phone: (44) (0) 1235 529449  
Free Phone: 0800 37 34 15  
Fax: (44) (0) 1235 533420  
info.EMEA@bio-techne.com

### **General Contact Information**

[www.novusbio.com](http://www.novusbio.com)  
Technical Support: [nb-technical@bio-techne.com](mailto:nb-technical@bio-techne.com)  
Orders: [nb-customerservice@bio-techne.com](mailto:nb-customerservice@bio-techne.com)  
General: [novus@novusbio.com](mailto:novus@novusbio.com)

### **Products Related to NBP3-05072-100ul**

---

HAF008	Goat anti-Rabbit IgG Secondary Antibody [HRP]
NB7160	Goat anti-Rabbit IgG (H+L) Secondary Antibody [HRP]
NBP2-24891	Rabbit IgG Isotype Control
H00055659-P01-10ug	Recombinant Human ZNF416 GST (N-Term) Protein

---

### **Limitations**

This product is for research use only and is not approved for use in humans or in clinical diagnosis. Primary Antibodies are guaranteed for 1 year from date of receipt.

For more information on our 100% guarantee, please visit [www.novusbio.com/guarantee](http://www.novusbio.com/guarantee)

Earn gift cards/discounts by submitting a review: [www.novusbio.com/reviews/submit/NBP3-05072](http://www.novusbio.com/reviews/submit/NBP3-05072)

Earn gift cards/discounts by submitting a publication using this product:  
[www.novusbio.com/publications](http://www.novusbio.com/publications)

