

Product Datasheet

Metaxin 1 Antibody - BSA Free NBP3-03536-100ul

Unit Size: 100 ul

Store at -20C. Avoid freeze-thaw cycles.

www.novusbio.com



technical@novusbio.com

Protocols, Publications, Related Products, Reviews, Research Tools and Images at:
www.novusbio.com/NBP3-03536

Updated 11/7/2023 v.20.1

Earn rewards for product
reviews and publications.

Submit a publication at www.novusbio.com/publications

Submit a review at www.novusbio.com/reviews/destination/NBP3-03536



NBP3-03536-100ul

Metaxin 1 Antibody - BSA Free

Product Information	
Unit Size	100 ul
Concentration	Please see the vial label for concentration. If unlisted please contact technical services.
Storage	Store at -20C. Avoid freeze-thaw cycles.
Clonality	Polyclonal
Preservative	0.02% Sodium Azide
Isotype	IgG
Purity	Affinity purified
Buffer	PBS with 50% glycerol, pH7.3.

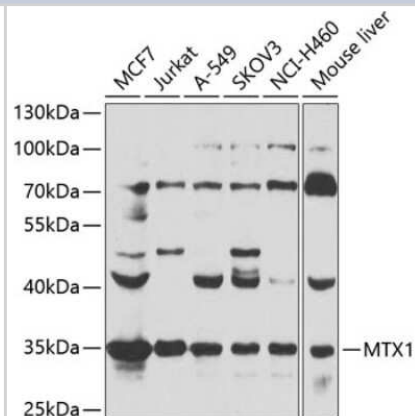
Product Description	
Host	Rabbit
Gene ID	4580
Gene Symbol	MTX1
Species	Rat
Immunogen	Recombinant fusion protein containing a sequence corresponding to amino acids 186-435 of human Metaxin 1 (NP_942584.2). LKVHKISNPWQSPSGTLPALRTSHGGEVISVPHKIITHLRKEVHTFWIDTKNYVEV TRKWYAEAMPFPLNFFLPGRMQRQYMERLQLLTGEHRPEDEEELEKELYREA RECLTLLSQRLGSQKFFFGDAPASLDAFVFSYLALLLQAKLPSGKLVHRLRGLH NLCAYCTHILSLYFPWDGAEVPPQRQTPAGPETEEEPYRRRNQILSVLAGLAA MVGYALLSGIVSIQRATPARAPGTRTLGMAEEDDEE

Product Application Details	
Applications	Western Blot
Recommended Dilutions	Western Blot 1:500 - 1:1000

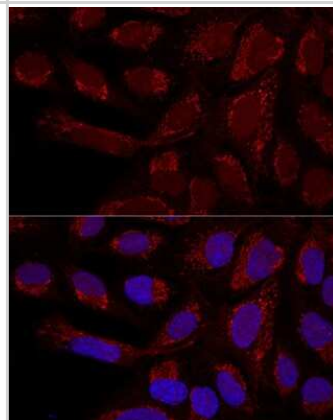


Images

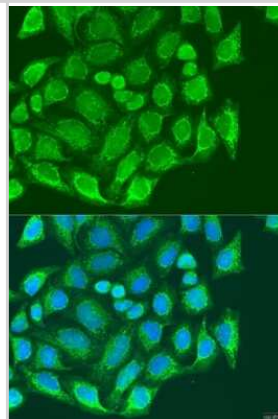
Western Blot: Metaxin 1 Antibody [NBP3-03536] - Analysis of extracts of various cell lines, using Metaxin 1 antibody at 1:1000 dilution. Secondary antibody: HRP Goat Anti-Rabbit IgG (H+L) at 1:10000 dilution. Lysates/proteins: 25ug per lane. Blocking buffer: 3% nonfat dry milk in TBST. Detection: ECL Enhanced Kit.



Immunocytochemistry/Immunofluorescence: Metaxin 1 Antibody [NBP3-03536] - Analysis of U2OS cells using Metaxin 1 antibody at dilution of 1:100. Blue: DAPI for nuclear staining.



Immunocytochemistry/Immunofluorescence: Metaxin 1 Antibody [NBP3-03536] - Analysis of U2OS cells using Metaxin 1 antibody at dilution of 1:100. Blue: DAPI for nuclear staining.





Novus Biologicals USA

10730 E. Briarwood Avenue
Centennial, CO 80112
USA
Phone: 303.730.1950
Toll Free: 1.888.506.6887
Fax: 303.730.1966
nb-customerservice@bio-techne.com

Bio-Techne Canada

21 Canmotor Ave
Toronto, ON M8Z 4E6
Canada
Phone: 905.827.6400
Toll Free: 855.668.8722
Fax: 905.827.6402
canada.inquires@bio-techne.com

Bio-Techne Ltd

19 Barton Lane
Abingdon Science Park
Abingdon, OX14 3NB, United Kingdom
Phone: (44) (0) 1235 529449
Free Phone: 0800 37 34 15
Fax: (44) (0) 1235 533420
info.EMEA@bio-techne.com

General Contact Information

www.novusbio.com
Technical Support: nb-technical@bio-techne.com
Orders: nb-customerservice@bio-techne.com
General: novus@novusbio.com

Products Related to NBP3-03536-100ul

HAF008	Goat anti-Rabbit IgG Secondary Antibody [HRP]
NB7160	Goat anti-Rabbit IgG (H+L) Secondary Antibody [HRP]
NBP2-24891	Rabbit IgG Isotype Control
NBP1-87741PEP	Metaxin 1 Recombinant Protein Antigen

Limitations

This product is for research use only and is not approved for use in humans or in clinical diagnosis. Primary Antibodies are guaranteed for 1 year from date of receipt.

For more information on our 100% guarantee, please visit www.novusbio.com/guarantee

Earn gift cards/discounts by submitting a review: www.novusbio.com/reviews/submit/NBP3-03536

Earn gift cards/discounts by submitting a publication using this product:
www.novusbio.com/publications

