

Product Datasheet

TRAF-2 Antibody - BSA Free

NBP3-03438-100ul

Unit Size: 100 ul

Store at -20C. Avoid freeze-thaw cycles.

www.novusbio.com



technical@novusbio.com

Protocols, Publications, Related Products, Reviews, Research Tools and Images at:
www.novusbio.com/NBP3-03438

Updated 11/7/2023 v.20.1

Earn rewards for product
reviews and publications.

Submit a publication at www.novusbio.com/publications

Submit a review at www.novusbio.com/reviews/destination/NBP3-03438



NBP3-03438-100ul

TRAF-2 Antibody - BSA Free

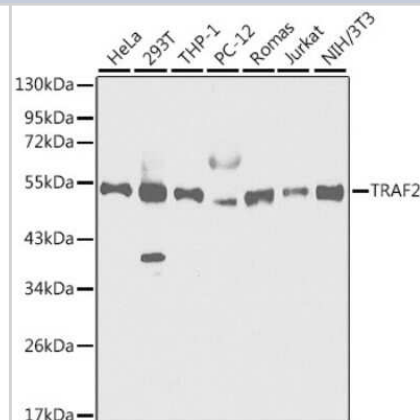
Product Information	
Unit Size	100 ul
Concentration	Please see the vial label for concentration. If unlisted please contact technical services.
Storage	Store at -20C. Avoid freeze-thaw cycles.
Clonality	Polyclonal
Preservative	0.02% Sodium Azide
Isotype	IgG
Purity	Affinity purified
Buffer	PBS with 50% glycerol, pH7.3.

Product Description	
Host	Rabbit
Gene ID	7186
Gene Symbol	TRAF2
Species	Human, Mouse, Rat
Immunogen	Recombinant fusion protein containing a sequence corresponding to amino acids 1-300 of human TRAF-2 (NP_066961.2). MAAASVTPPGSLELLQPGFSKTLGKLEAKYLCSACRNVLRRPFQAQCGHRY CSFCLASILSSGPQNCAACVHEGIYEEGISILESSAFPDNAARREVESLPVAVCP SDGCTWKGTLKEYESCHEGRCPLMLTECPACKGLVRLGEKERHLEHECPERS LSCRHCRAPCCGADVKAHHEVCPKFPLTCDGCGKKKIPREKFQDHWKTCGKC RVPCRFHAIGCLETVEGEKQQEHEVQWLREHLAMLLSSVLEAKPLLGDQSHA GSELLQRCESELEKKTATFENIVCVLNREVERVAMTA

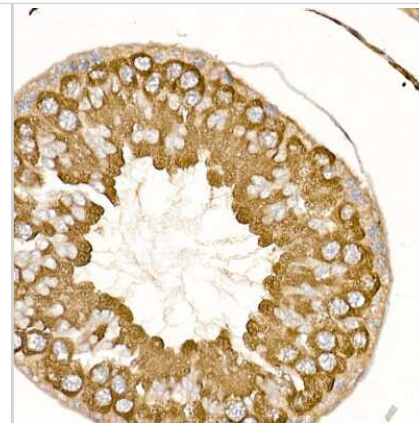
Product Application Details	
Applications	Western Blot, Immunohistochemistry, Immunohistochemistry-Paraffin, Immunoprecipitation
Recommended Dilutions	Western Blot 1:500 - 1:2000, Immunohistochemistry 1:50 - 1:200, Immunoprecipitation 1:50 - 1:100, Immunohistochemistry-Paraffin

Images

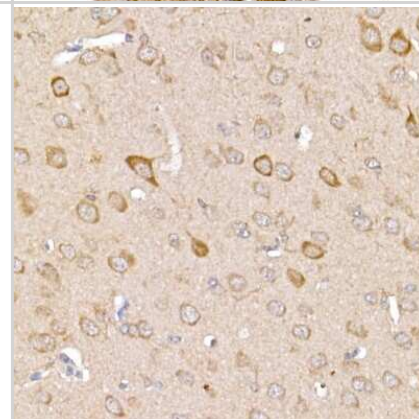
Western Blot: TRAF-2 Antibody [NBP3-03438] - Analysis of extracts of various cell lines, using TRAF-2 antibody at 1:1000 dilution. Secondary antibody: HRP Goat Anti-Rabbit IgG (H+L) at 1:10000 dilution. Lysates/proteins: 25ug per lane. Blocking buffer: 3% nonfat dry milk in TBST.



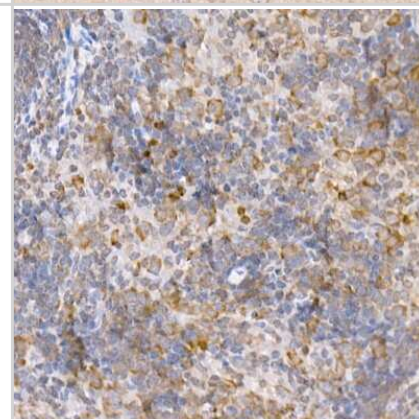
Immunohistochemistry-Paraffin: TRAF-2 Antibody [NBP3-03438] - Immunohistochemistry of paraffin-embedded rat testis using [KO Validated] TRAF-2 Rabbit pAb (NBP3-03438) at dilution of 1:250 (40x lens). Perform high pressure antigen retrieval with 10 mM citrate buffer pH 6.0 before commencing with IHC staining protocol.



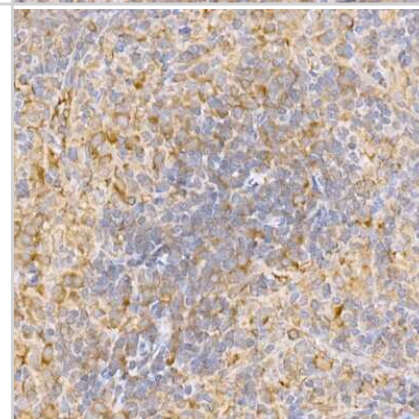
Immunohistochemistry-Paraffin: TRAF-2 Antibody [NBP3-03438] - Immunohistochemistry of paraffin-embedded mouse brain using [KO Validated] TRAF-2 Rabbit pAb (NBP3-03438) at dilution of 1:250 (40x lens). Perform high pressure antigen retrieval with 10 mM citrate buffer pH 6.0 before commencing with IHC staining protocol.



Immunohistochemistry-Paraffin: TRAF-2 Antibody [NBP3-03438] - Immunohistochemistry of paraffin-embedded mouse spleen using [KO Validated] TRAF-2 Rabbit pAb (NBP3-03438) at dilution of 1:250 (40x lens). Perform high pressure antigen retrieval with 10 mM citrate buffer pH 6.0 before commencing with IHC staining protocol.



Immunohistochemistry-Paraffin: TRAF-2 Antibody [NBP3-03438] - Immunohistochemistry of paraffin-embedded rat spleen using [KO Validated] TRAF-2 Rabbit pAb (NBP3-03438) at dilution of 1:250 (40x lens). Perform high pressure antigen retrieval with 10 mM citrate buffer pH 6.0 before commencing with IHC staining protocol.





Novus Biologicals USA

10730 E. Briarwood Avenue
Centennial, CO 80112
USA
Phone: 303.730.1950
Toll Free: 1.888.506.6887
Fax: 303.730.1966
nb-customerservice@bio-techne.com

Bio-Techne Canada

21 Canmotor Ave
Toronto, ON M8Z 4E6
Canada
Phone: 905.827.6400
Toll Free: 855.668.8722
Fax: 905.827.6402
canada.inquires@bio-techne.com

Bio-Techne Ltd

19 Barton Lane
Abingdon Science Park
Abingdon, OX14 3NB, United Kingdom
Phone: (44) (0) 1235 529449
Free Phone: 0800 37 34 15
Fax: (44) (0) 1235 533420
info.EMEA@bio-techne.com

General Contact Information

www.novusbio.com
Technical Support: nb-technical@bio-techne.com
Orders: nb-customerservice@bio-techne.com
General: novus@novusbio.com

Products Related to NBP3-03438-100ul

HAF008	Goat anti-Rabbit IgG Secondary Antibody [HRP]
NB7160	Goat anti-Rabbit IgG (H+L) Secondary Antibody [HRP]
NBP2-24891	Rabbit IgG Isotype Control
H00007186-P01-10ug	Recombinant Human TRAF-2 GST (N-Term) Protein

Limitations

This product is for research use only and is not approved for use in humans or in clinical diagnosis. Primary Antibodies are guaranteed for 1 year from date of receipt.

For more information on our 100% guarantee, please visit www.novusbio.com/guarantee

Earn gift cards/discounts by submitting a review: www.novusbio.com/reviews/submit/NBP3-03438

Earn gift cards/discounts by submitting a publication using this product:
www.novusbio.com/publications

