

# Product Datasheet

## hnRNP-R Antibody - BSA Free NBP3-02996-100ul

Unit Size: 100 ul

Store at -20C. Avoid freeze-thaw cycles.

[www.novusbio.com](http://www.novusbio.com)



[technical@novusbio.com](mailto:technical@novusbio.com)

Protocols, Publications, Related Products, Reviews, Research Tools and Images at:  
[www.novusbio.com/NBP3-02996](http://www.novusbio.com/NBP3-02996)

Updated 11/7/2023 v.20.1

Earn rewards for product  
reviews and publications.

Submit a publication at [www.novusbio.com/publications](http://www.novusbio.com/publications)

Submit a review at [www.novusbio.com/reviews/destination/NBP3-02996](http://www.novusbio.com/reviews/destination/NBP3-02996)



**NBP3-02996-100ul**

hnRNP-R Antibody - BSA Free

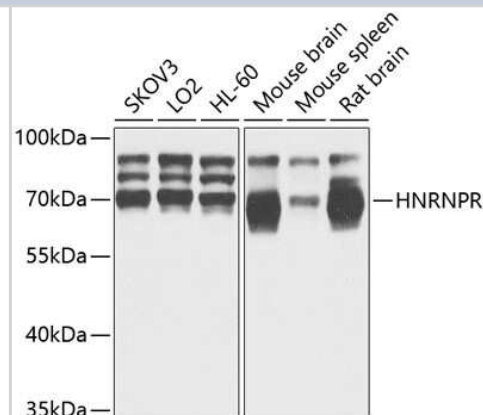
Product Information	
Unit Size	100 ul
Concentration	Please see the vial label for concentration. If unlisted please contact technical services.
Storage	Store at -20C. Avoid freeze-thaw cycles.
Clonality	Polyclonal
Preservative	0.02% Sodium Azide
Isotype	IgG
Purity	Affinity purified
Buffer	PBS with 50% glycerol, pH7.3.

Product Description	
Host	Rabbit
Gene ID	10236
Gene Symbol	HNRNPR
Species	Human, Mouse, Rat
Immunogen	A synthetic peptide corresponding to a sequence within amino acids 500 to the C-terminus of human hnRNP-R (NP_005817.1). RGRGGGRGGRGAPPPRGRGAPPPRGRAGYSQRGAPLGPPrGSRGGRGG PAQQQRGRGSRGSRGNRGGNVGGKRAKADGYNQPDSKRRQTNNQQNWGSQ PIAQQPLQQGGDYSGNYGYNNDNQEFYQDTYGGQWK

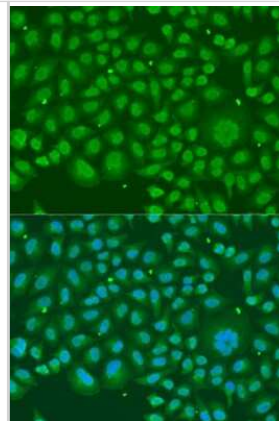
Product Application Details	
Applications	Western Blot, Immunocytochemistry/ Immunofluorescence, Immunohistochemistry, Immunohistochemistry-Paraffin
Recommended Dilutions	Western Blot 1:500-1:2000, Immunohistochemistry 1:100-1:200, Immunocytochemistry/ Immunofluorescence 1:50-1:200, Immunohistochemistry-Paraffin

**Images**

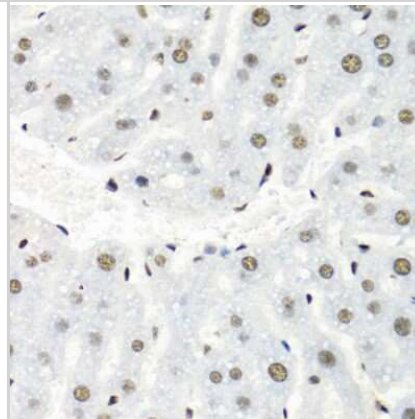
Western Blot: hnRNP-R Antibody [NBP3-02996] - Analysis of extracts of various cell lines, using hnRNP-R antibody at 1:1000 dilution. Secondary antibody: HRP Goat Anti-Rabbit IgG (H+L) at 1:10000 dilution. Lysates/proteins: 25ug per lane. Blocking buffer: 3% nonfat dry milk in TBST. Detection: ECL Basic Kit



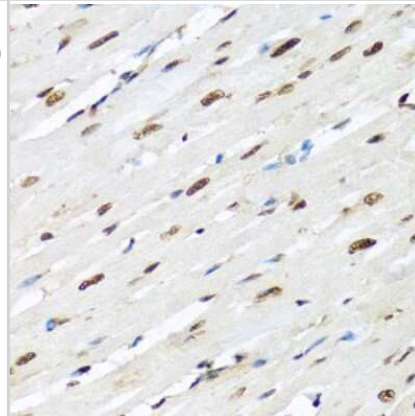
Immunocytochemistry/Immunofluorescence: hnRNP-R Antibody [NBP3-02996] - Analysis of U2OS cells using hnRNP-R antibody at dilution of 1:100. Blue: DAPI for nuclear staining.



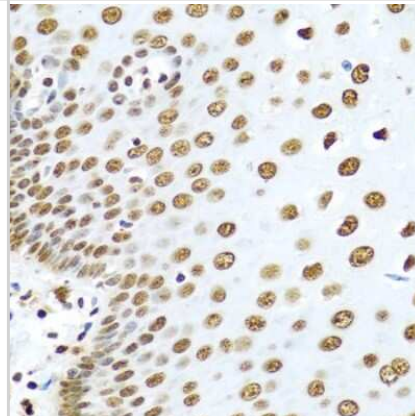
Immunohistochemistry-Paraffin: hnRNP-R Antibody [NBP3-02996] - Paraffin-embedded mouse liver using hnRNP-R antibody at dilution of 1:100 (40x lens).



Immunohistochemistry-Paraffin: hnRNP-R Antibody [NBP3-02996] - Paraffin-embedded rat heart using hnRNP-R antibody at dilution of 1:100 (40x lens).



Immunohistochemistry-Paraffin: hnRNP-R Antibody [NBP3-02996] - Paraffin-embedded human esophagus using hnRNP-R antibody at dilution of 1:100 (40x lens).





### Novus Biologicals USA

10730 E. Briarwood Avenue  
Centennial, CO 80112  
USA  
Phone: 303.730.1950  
Toll Free: 1.888.506.6887  
Fax: 303.730.1966  
nb-customerservice@bio-techne.com

### Bio-Techne Canada

21 Canmotor Ave  
Toronto, ON M8Z 4E6  
Canada  
Phone: 905.827.6400  
Toll Free: 855.668.8722  
Fax: 905.827.6402  
canada.inquires@bio-techne.com

### Bio-Techne Ltd

19 Barton Lane  
Abingdon Science Park  
Abingdon, OX14 3NB, United Kingdom  
Phone: (44) (0) 1235 529449  
Free Phone: 0800 37 34 15  
Fax: (44) (0) 1235 533420  
info.EMEA@bio-techne.com

### General Contact Information

www.novusbio.com  
Technical Support: nb-technical@bio-techne.com  
Orders: nb-customerservice@bio-techne.com  
General: novus@novusbio.com

### Products Related to NBP3-02996-100ul

---

HAF008	Goat anti-Rabbit IgG Secondary Antibody [HRP]
NB7160	Goat anti-Rabbit IgG (H+L) Secondary Antibody [HRP]
NBP2-24891	Rabbit IgG Isotype Control
NBP1-89676PEP	hnRNP-R Recombinant Protein Antigen

---

### Limitations

This product is for research use only and is not approved for use in humans or in clinical diagnosis. Primary Antibodies are guaranteed for 1 year from date of receipt.

For more information on our 100% guarantee, please visit [www.novusbio.com/guarantee](http://www.novusbio.com/guarantee)

Earn gift cards/discounts by submitting a review: [www.novusbio.com/reviews/submit/NBP3-02996](http://www.novusbio.com/reviews/submit/NBP3-02996)

Earn gift cards/discounts by submitting a publication using this product:  
[www.novusbio.com/publications](http://www.novusbio.com/publications)

