

Product Datasheet

Histone H2B type 2E Antibody - Azide and BSA Free NBP2-99782-100ul

Unit Size: 100 ul

Store at 4C short term. Aliquot and store at -20C long term. Avoid freeze-thaw cycles.

www.novusbio.com



technical@novusbio.com

Protocols, Publications, Related Products, Reviews, Research Tools and Images at:
www.novusbio.com/NBP2-99782

Updated 2/26/2025 v.20.1

Earn rewards for product
reviews and publications.

Submit a publication at www.novusbio.com/publications

Submit a review at www.novusbio.com/reviews/destination/NBP2-99782



NBP2-99782-100ul

Histone H2B type 2E Antibody - Azide and BSA Free

Product Information	
Unit Size	100 ul
Concentration	Please see the vial label for concentration. If unlisted please contact technical services.
Storage	Store at 4C short term. Aliquot and store at -20C long term. Avoid freeze-thaw cycles.
Clonality	Polyclonal
Preservative	No Preservative
Isotype	IgG
Purity	Antigen and protein A Affinity-purified
Buffer	0.2 um filtered solution in PBS


Product Description	
Description	This antibody can be stored at 2C to 8C for one month without detectable loss of activity. Antibody products are stable for twelve months from date of receipt when stored at -20C to -80C. Avoid repeated freeze-thaw cycles.
Host	Rabbit
Gene ID	8349
Gene Symbol	H2BC21
Species	Human
Immunogen	Produced in rabbits immunized with purified, recombinant Human Histone H2B type 2E (Uniprot#: Q16778; Met1-Lys126)

Product Application Details	
Applications	Western Blot, ELISA, Immunohistochemistry-Paraffin
Recommended Dilutions	Western Blot 1:1000-1:5000, ELISA 1:5000-1:10000, Immunohistochemistry-Paraffin 1:10000-1:20000

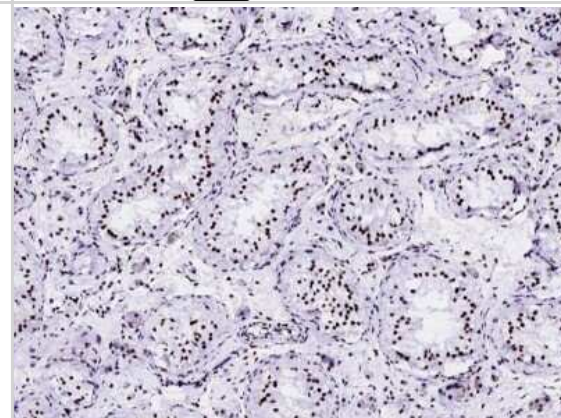


Images

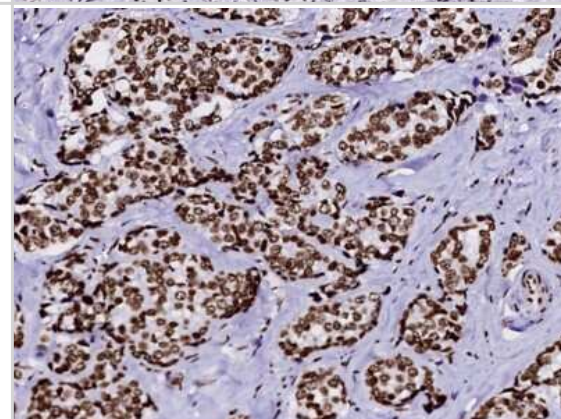
Western Blot: Histone H2B type 2E Antibody [NBP2-99782] - Anti-H2B (Histone H2B type 2E) rabbit polyclonal antibody at 1:1000 dilution. Lane A: Jurkat Whole Cell Lysate. Lysates/proteins at 30 ug per lane. Secondary Goat Anti-Rabbit IgG H&L (Dylight 800) at 1/10000 dilution. Developed using the Odyssey technique. Performed under reducing conditions. Predicted band size: 14 kDa. Observed band size: 15 kDa



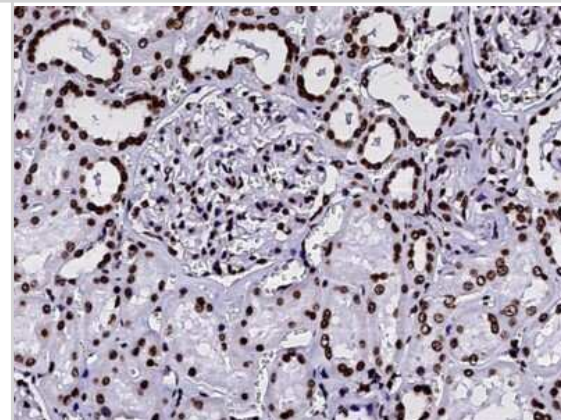
Immunohistochemistry-Paraffin: Histone H2B type 2E Antibody [NBP2-99782] - Immunochemical staining of human Histone H2B type 2E in human testis with rabbit polyclonal antibody (1:20000, formalin-fixed paraffin embedded sections).



Immunohistochemistry-Paraffin: Histone H2B type 2E Antibody [NBP2-99782] - Immunochemical staining of human Histone H2B type 2E in human breast carcinoma with rabbit polyclonal antibody (1:20000, formalin-fixed paraffin embedded sections).



Immunohistochemistry-Paraffin: Histone H2B type 2E Antibody [NBP2-99782] - Immunochemical staining of human Histone H2B type 2E in human kidney with rabbit polyclonal antibody (1:20000, formalin-fixed paraffin embedded sections).





Novus Biologicals USA

10730 E. Briarwood Avenue
Centennial, CO 80112
USA
Phone: 303.730.1950
Toll Free: 1.888.506.6887
Fax: 303.730.1966
nb-customerservice@bio-techne.com

Bio-Techne Canada

21 Canmotor Ave
Toronto, ON M8Z 4E6
Canada
Phone: 905.827.6400
Toll Free: 855.668.8722
Fax: 905.827.6402
canada.inquires@bio-techne.com

Bio-Techne Ltd

19 Barton Lane
Abingdon Science Park
Abingdon, OX14 3NB, United Kingdom
Phone: (44) (0) 1235 529449
Free Phone: 0800 37 34 15
Fax: (44) (0) 1235 533420
info.EMEA@bio-techne.com

General Contact Information

www.novusbio.com
Technical Support: nb-technical@bio-techne.com
Orders: nb-customerservice@bio-techne.com
General: novus@novusbio.com

Products Related to NBP2-99782-100ul

HAF008	Goat anti-Rabbit IgG Secondary Antibody [HRP]
NB7160	Goat anti-Rabbit IgG (H+L) Secondary Antibody [HRP]
NBP2-24891	Rabbit IgG Isotype Control
NBP2-46688PEP	Histone H2B type 2E Recombinant Protein Antigen

Limitations

This product is for research use only and is not approved for use in humans or in clinical diagnosis. Primary Antibodies are guaranteed for 1 year from date of receipt.

For more information on our 100% guarantee, please visit www.novusbio.com/guarantee

Earn gift cards/discounts by submitting a review: www.novusbio.com/reviews/submit/NBP2-99782

Earn gift cards/discounts by submitting a publication using this product:
www.novusbio.com/publications

