

Product Datasheet

Rab1A Antibody - Azide and BSA Free NBP2-99499-100ul

Unit Size: 100 ul

Store at 4C short term. Aliquot and store at -20C long term. Avoid freeze-thaw cycles.

www.novusbio.com



technical@novusbio.com

Protocols, Publications, Related Products, Reviews, Research Tools and Images at:
www.novusbio.com/NBP2-99499

Updated 2/26/2025 v.20.1

Earn rewards for product
reviews and publications.

Submit a publication at www.novusbio.com/publications

Submit a review at www.novusbio.com/reviews/destination/NBP2-99499



NBP2-99499-100ul

Rab1A Antibody - Azide and BSA Free

Product Information

Unit Size	100 ul
Concentration	Please see the vial label for concentration. If unlisted please contact technical services.
Storage	Store at 4C short term. Aliquot and store at -20C long term. Avoid freeze-thaw cycles.
Clonality	Polyclonal
Preservative	No Preservative
Isotype	IgG
Purity	Antigen and protein A Affinity-purified
Buffer	0.2 um filtered solution in PBS

Product Description

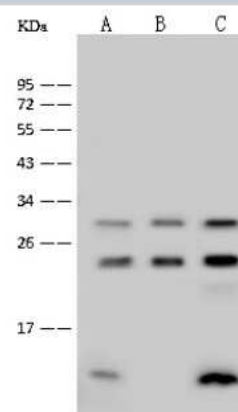
Description	This antibody can be stored at 2C to 8C for one month without detectable loss of activity. Antibody products are stable for twelve months from date of receipt when stored at -20C to -80C. Avoid repeated freeze-thaw cycles.
Host	Rabbit
Gene ID	5861
Gene Symbol	RAB1A
Species	Human
Immunogen	Produced in rabbits immunized with a synthetic peptide corresponding to the C-terminus of the Human Rab1A.

Product Application Details

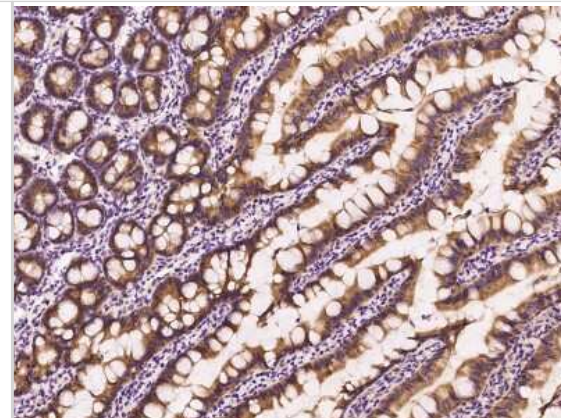
Applications	Western Blot, Immunohistochemistry-Paraffin
Recommended Dilutions	Western Blot 1:500-1:2000, Immunohistochemistry-Paraffin 1:100-1:500

Images

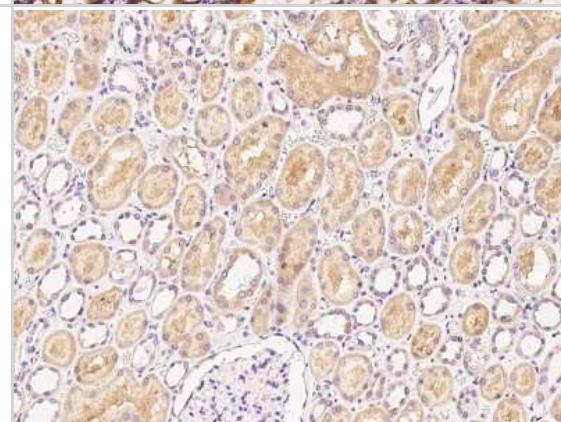
Western Blot: Rab1A Antibody [NBP2-99499] - Anti-Rab1A rabbit polyclonal antibody at 1:500 dilution. Lane A: HepG2 Whole Cell Lysate Lane B: HeLa Whole Cell Lysate Lane C: U-251 MG Whole Cell Lysate Lysates/proteins at 30 ug per lane. Secondary Goat Anti-Rabbit IgG (H +L)/HRP at 1/10000 dilution. Developed using the ECL technique. Performed under reducing conditions. Predicted band size: 23 kDa. Observed band size: 23 kDa



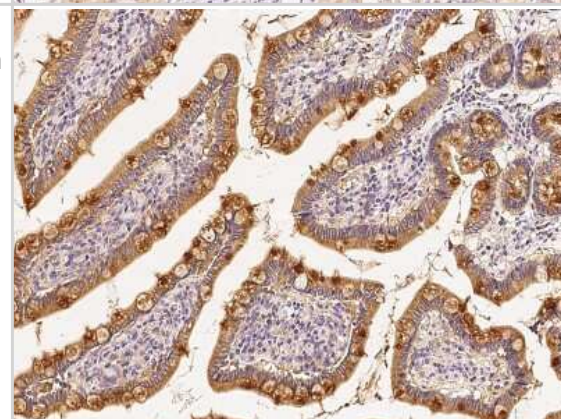
Immunohistochemistry-Paraffin: Rab1A Antibody [NBP2-99499] -
Immunochemical staining of human Rab1A in rat small intestine with
rabbit polyclonal antibody at 1:200 dilution, formalin-fixed paraffin
embedded sections.



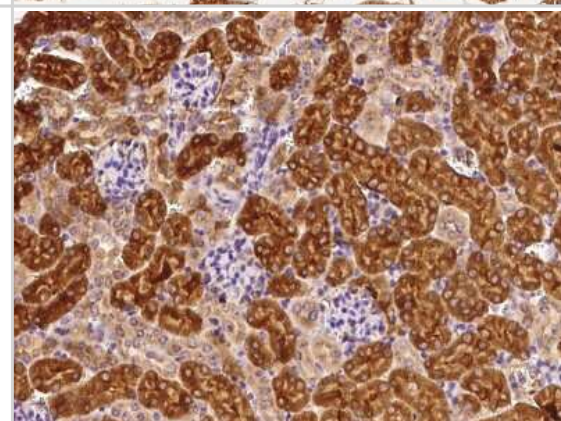
Immunohistochemistry-Paraffin: Rab1A Antibody [NBP2-99499] -
Immunochemical staining of human Rab1A in human kidney with rabbit
polyclonal antibody at 1:200 dilution, formalin-fixed paraffin embedded
sections.



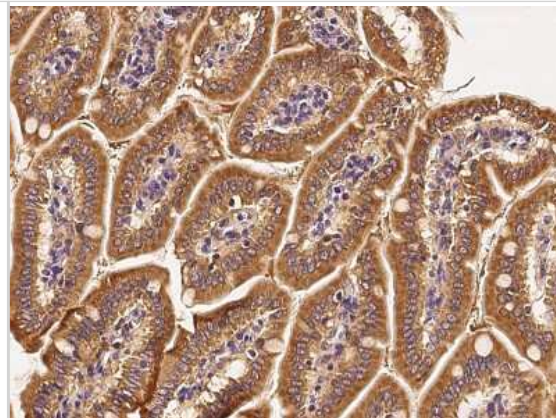
Immunohistochemistry-Paraffin: Rab1A Antibody [NBP2-99499] -
Immunochemical staining of human Rab1A in human small intestine with
rabbit polyclonal antibody at 1:200 dilution, formalin-fixed paraffin
embedded sections.



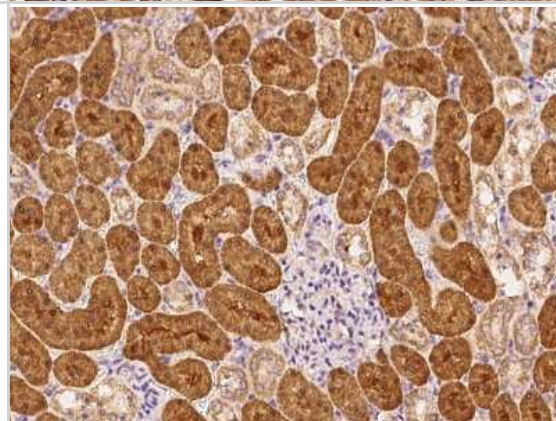
Immunohistochemistry-Paraffin: Rab1A Antibody [NBP2-99499] -
Immunochemical staining of human Rab1A in mouse kidney with rabbit
polyclonal antibody at 1:200 dilution, formalin-fixed paraffin embedded
sections.



Immunohistochemistry-Paraffin: Rab1A Antibody [NBP2-99499] -
Immunochemical staining of human Rab1A in mouse small intestine with
rabbit polyclonal antibody at 1:200 dilution, formalin-fixed paraffin
embedded sections.



Immunohistochemistry-Paraffin: Rab1A Antibody [NBP2-99499] -
Immunochemical staining of human Rab1A in rat kidney with rabbit
polyclonal antibody at 1:200 dilution, formalin-fixed paraffin embedded
sections.





Novus Biologicals USA

10730 E. Briarwood Avenue
Centennial, CO 80112
USA
Phone: 303.730.1950
Toll Free: 1.888.506.6887
Fax: 303.730.1966
nb-customerservice@bio-techne.com

Bio-Techne Canada

21 Canmotor Ave
Toronto, ON M8Z 4E6
Canada
Phone: 905.827.6400
Toll Free: 855.668.8722
Fax: 905.827.6402
canada.inquires@bio-techne.com

Bio-Techne Ltd

19 Barton Lane
Abingdon Science Park
Abingdon, OX14 3NB, United Kingdom
Phone: (44) (0) 1235 529449
Free Phone: 0800 37 34 15
Fax: (44) (0) 1235 533420
info.EMEA@bio-techne.com

General Contact Information

www.novusbio.com
Technical Support: nb-technical@bio-techne.com
Orders: nb-customerservice@bio-techne.com
General: novus@novusbio.com

Products Related to NBP2-99499-100ul

HAF008	Goat anti-Rabbit IgG Secondary Antibody [HRP]
NB7160	Goat anti-Rabbit IgG (H+L) Secondary Antibody [HRP]
NBP2-24891	Rabbit IgG Isotype Control
NBP1-50980-0.05mg	Recombinant Human Rab1A His Protein

Limitations

This product is for research use only and is not approved for use in humans or in clinical diagnosis. Primary Antibodies are guaranteed for 1 year from date of receipt.

For more information on our 100% guarantee, please visit www.novusbio.com/guarantee

Earn gift cards/discounts by submitting a review: www.novusbio.com/reviews/submit/NBP2-99499

Earn gift cards/discounts by submitting a publication using this product:
www.novusbio.com/publications

