

Product Datasheet

PRP19 Antibody - Azide and BSA Free NBP2-99020-100ul

Unit Size: 100 ul

Store at 4C short term. Aliquot and store at -20C long term. Avoid freeze-thaw cycles.

www.novusbio.com



technical@novusbio.com

Protocols, Publications, Related Products, Reviews, Research Tools and Images at:
www.novusbio.com/NBP2-99020

Updated 2/26/2025 v.20.1

Earn rewards for product
reviews and publications.

Submit a publication at www.novusbio.com/publications

Submit a review at www.novusbio.com/reviews/destination/NBP2-99020



NBP2-99020-100ul

PRP19 Antibody - Azide and BSA Free

Product Information

Unit Size	100 ul
Concentration	Please see the vial label for concentration. If unlisted please contact technical services.
Storage	Store at 4C short term. Aliquot and store at -20C long term. Avoid freeze-thaw cycles.
Clonality	Polyclonal
Preservative	No Preservative
Isotype	IgG
Purity	Antigen and protein A Affinity-purified
Buffer	0.2 um filtered solution in PBS

Product Description

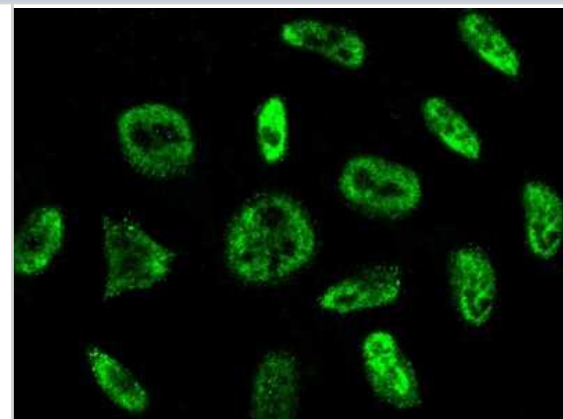
Description	This antibody can be stored at 2C to 8C for one month without detectable loss of activity. Antibody products are stable for twelve months from date of receipt when stored at -20C to -80C. Avoid repeated freeze-thaw cycles.
Host	Rabbit
Gene ID	27339
Gene Symbol	PRPF19
Species	Human, Mouse, Rat
Immunogen	Produced in rabbits immunized with a synthetic peptide corresponding to the C-terminus of the Human PRP19.

Product Application Details

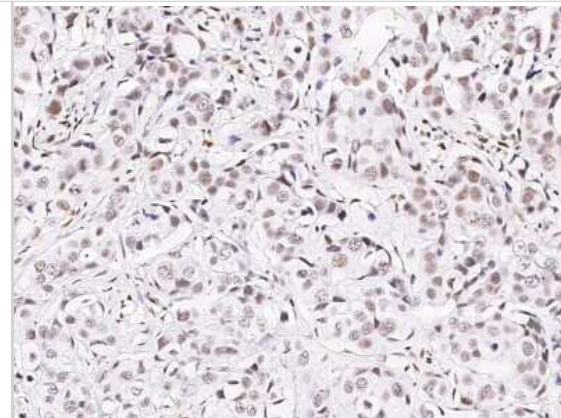
Applications	Immunocytochemistry/ Immunofluorescence, Immunohistochemistry-Paraffin
Recommended Dilutions	Immunocytochemistry/ Immunofluorescence 1:300-1:10000, Immunohistochemistry-Paraffin 1:2000-1:10000

Images

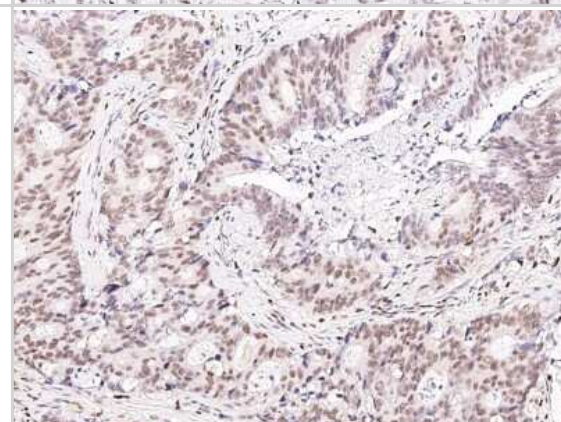
Immunocytochemistry/Immunofluorescence: PRP19 Antibody [NBP2-99020] - Immunofluorescence staining of PRP19 in HeLa cells. Cells were fixed with 4% PFA, permeabilized with 0.3% Triton X-100 in PBS, blocked with 10% serum, and incubated with rabbit anti-Human PRP19 polyclonal antibody (dilution ratio 1:1000) at 4C overnight. Then cells were stained with the Alexa Fluor 488-conjugated Goat Anti-rabbit IgG secondary antibody (green). Positive staining was localized to nucleus.



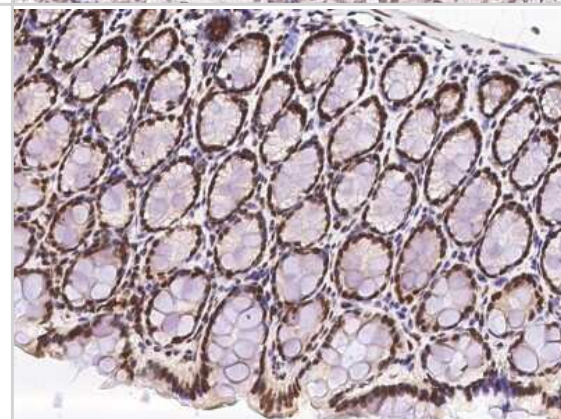
Immunohistochemistry-Paraffin: PRP19 Antibody [NBP2-99020] -
Immunochemical staining PRPF19 in human breast carcinoma with
rabbit polyclonal antibody (1:5000, formalin-fixed paraffin embedded
sections).



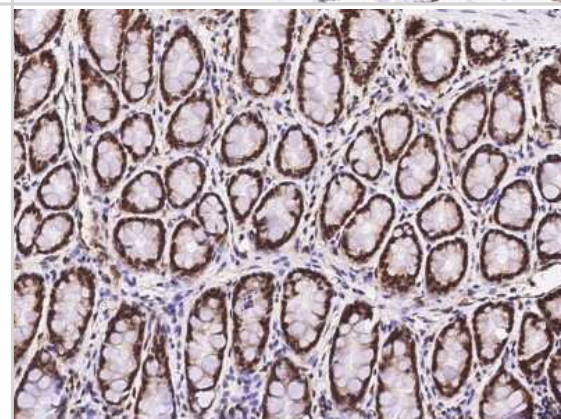
Immunohistochemistry-Paraffin: PRP19 Antibody [NBP2-99020] -
Immunochemical staining PRP19 in human breast carcinoma with rabbit
polyclonal antibody (1:5000, formalin-fixed paraffin embedded sections).



Immunohistochemistry-Paraffin: PRP19 Antibody [NBP2-99020] -
Immunochemical staining PRP19 in human colon carcinoma with rabbit
polyclonal antibody (1:5000, formalin-fixed paraffin embedded sections).



Immunohistochemistry-Paraffin: PRP19 Antibody [NBP2-99020] -
Immunochemical staining PRP19 in mouse colon with rabbit polyclonal
antibody (1:2000, formalin-fixed paraffin embedded sections).





Novus Biologicals USA

10730 E. Briarwood Avenue
Centennial, CO 80112
USA
Phone: 303.730.1950
Toll Free: 1.888.506.6887
Fax: 303.730.1966
nb-customerservice@bio-techne.com

Bio-Techne Canada

21 Canmotor Ave
Toronto, ON M8Z 4E6
Canada
Phone: 905.827.6400
Toll Free: 855.668.8722
Fax: 905.827.6402
canada.inquires@bio-techne.com

Bio-Techne Ltd

19 Barton Lane
Abingdon Science Park
Abingdon, OX14 3NB, United Kingdom
Phone: (44) (0) 1235 529449
Free Phone: 0800 37 34 15
Fax: (44) (0) 1235 533420
info.EMEA@bio-techne.com

General Contact Information

www.novusbio.com
Technical Support: nb-technical@bio-techne.com
Orders: nb-customerservice@bio-techne.com
General: novus@novusbio.com

Products Related to NBP2-99020-100ul

HAF008	Goat anti-Rabbit IgG Secondary Antibody [HRP]
NB7160	Goat anti-Rabbit IgG (H+L) Secondary Antibody [HRP]
NBP2-24891	Rabbit IgG Isotype Control
H00027339-P01-10ug	Recombinant Human PRP19 GST (N-Term) Protein

Limitations

This product is for research use only and is not approved for use in humans or in clinical diagnosis. Primary Antibodies are guaranteed for 1 year from date of receipt.

For more information on our 100% guarantee, please visit www.novusbio.com/guarantee

Earn gift cards/discounts by submitting a review: www.novusbio.com/reviews/submit/NBP2-99020

Earn gift cards/discounts by submitting a publication using this product:
www.novusbio.com/publications

