

Product Datasheet

SIN3A Antibody - BSA Free

NBP2-98964-100ul

Unit Size: 100 ul

Store at 4C short term. Aliquot and store at -20C long term. Avoid freeze-thaw cycles.

www.novusbio.com



technical@novusbio.com

Protocols, Publications, Related Products, Reviews, Research Tools and Images at:
www.novusbio.com/NBP2-98964

Updated 2/26/2025 v.20.1

Earn rewards for product
reviews and publications.

Submit a publication at www.novusbio.com/publications

Submit a review at www.novusbio.com/reviews/destination/NBP2-98964



NBP2-98964-100ul

SIN3A Antibody - BSA Free

Product Information

Unit Size	100 ul
Concentration	Please see the vial label for concentration. If unlisted please contact technical services.
Storage	Store at 4C short term. Aliquot and store at -20C long term. Avoid freeze-thaw cycles.
Clonality	Polyclonal
Preservative	0.03% Proclin 300
Isotype	IgG
Purity	Antigen and protein A Affinity-purified
Buffer	PBS

Product Description

Description	This antibody can be stored at 2C to 8C for one month without detectable loss of activity. Antibody products are stable for twelve months from date of receipt when stored at -20C to -80C. Avoid repeated freeze-thaw cycles.
Host	Rabbit
Gene ID	25942
Gene Symbol	SIN3A
Species	Human
Immunogen	Produced in rabbits immunized with a synthetic peptide corresponding to the N-terminus of the Human SIN3A.

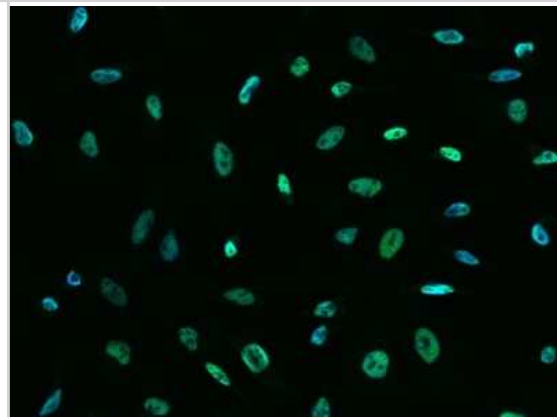
Product Application Details

Applications	Immunocytochemistry/ Immunofluorescence, Immunohistochemistry-Paraffin
Recommended Dilutions	Immunocytochemistry/ Immunofluorescence 1:300-1:10000, Immunohistochemistry-Paraffin 1:200-1:1000

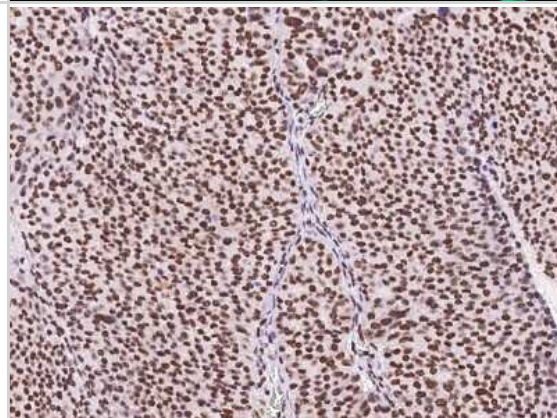


Images

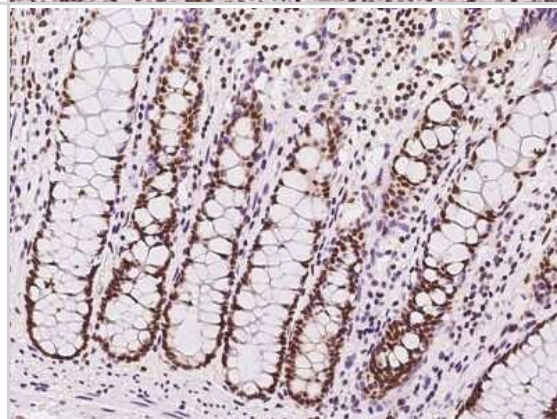
Immunocytochemistry/Immunofluorescence: SIN3A Antibody [NBP2-98964] - Immunofluorescence staining of SIN3A in HeLa cells. Cells were fixed with 4% PFA, permeabilized with 0.1% Triton X-100 in PBS, blocked with 10% serum, and incubated with rabbit anti-Human SIN3A polyclonal antibody (dilution ratio 1:1000) at 4C overnight. Then cells were stained with the Alexa Fluor(R)488-conjugated Goat Anti-rabbit IgG Secondary antibody (green) and counterstained with DAPI (blue). Positive staining was localized to Nucleus .



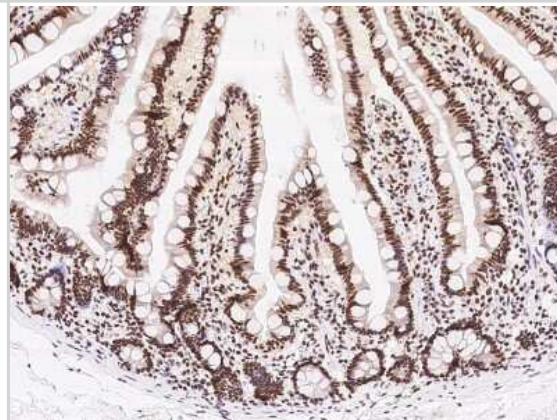
Immunohistochemistry-Paraffin: SIN3A Antibody [NBP2-98964] - Immunochemical staining of human SIN3A in human rectum with rabbit polyclonal antibody at 1:300 dilution, formalin-fixed paraffin embedded sections.



Immunohistochemistry-Paraffin: SIN3A Antibody [NBP2-98964] - Immunochemical staining of human SIN3A in human duodenum with rabbit polyclonal antibody at 1:300 dilution, formalin-fixed paraffin embedded sections.



Immunohistochemistry-Paraffin: SIN3A Antibody [NBP2-98964] - Immunochemical staining of human SIN3A in human ovarian cancer with rabbit polyclonal antibody at 1:300 dilution, formalin-fixed paraffin embedded sections.





Novus Biologicals USA

10730 E. Briarwood Avenue
Centennial, CO 80112
USA
Phone: 303.730.1950
Toll Free: 1.888.506.6887
Fax: 303.730.1966
nb-customerservice@bio-techne.com

Bio-Techne Canada

21 Canmotor Ave
Toronto, ON M8Z 4E6
Canada
Phone: 905.827.6400
Toll Free: 855.668.8722
Fax: 905.827.6402
canada.inquires@bio-techne.com

Bio-Techne Ltd

19 Barton Lane
Abingdon Science Park
Abingdon, OX14 3NB, United Kingdom
Phone: (44) (0) 1235 529449
Free Phone: 0800 37 34 15
Fax: (44) (0) 1235 533420
info.EMEA@bio-techne.com

General Contact Information

www.novusbio.com
Technical Support: nb-technical@bio-techne.com
Orders: nb-customerservice@bio-techne.com
General: novus@novusbio.com

Products Related to NBP2-98964-100ul

HAF008	Goat anti-Rabbit IgG Secondary Antibody [HRP]
NB7160	Goat anti-Rabbit IgG (H+L) Secondary Antibody [HRP]
NBP2-24891	Rabbit IgG Isotype Control
NBP2-38564PEP	SIN3A Recombinant Protein Antigen

Limitations

This product is for research use only and is not approved for use in humans or in clinical diagnosis. Primary Antibodies are guaranteed for 1 year from date of receipt.

For more information on our 100% guarantee, please visit www.novusbio.com/guarantee

Earn gift cards/discounts by submitting a review: www.novusbio.com/reviews/submit/NBP2-98964

Earn gift cards/discounts by submitting a publication using this product:
www.novusbio.com/publications

