

Product Datasheet

Actin Antibody - Azide and BSA Free NBP2-98923-100ul

Unit Size: 100 ul

Store at 4C short term. Aliquot and store at -20C long term. Avoid freeze-thaw cycles.

www.novusbio.com



technical@novusbio.com

Protocols, Publications, Related Products, Reviews, Research Tools and Images at:
www.novusbio.com/NBP2-98923

Updated 2/26/2025 v.20.1

Earn rewards for product
reviews and publications.

Submit a publication at www.novusbio.com/publications

Submit a review at www.novusbio.com/reviews/destination/NBP2-98923



NBP2-98923-100ul

Actin Antibody - Azide and BSA Free

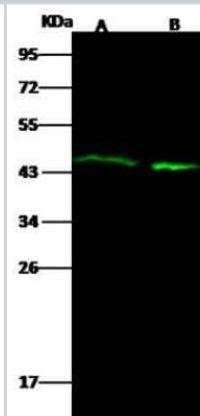
Product Information	
Unit Size	100 ul
Concentration	Please see the vial label for concentration. If unlisted please contact technical services.
Storage	Store at 4C short term. Aliquot and store at -20C long term. Avoid freeze-thaw cycles.
Clonality	Polyclonal
Preservative	No Preservative
Isotype	IgG
Purity	Antigen and protein A Affinity-purified
Buffer	0.2 um filtered solution in PBS

Product Description	
Description	This antibody can be stored at 2C to 8C for one month without detectable loss of activity. Antibody products are stable for twelve months from date of receipt when stored at -20C to -80C. Avoid repeated freeze-thaw cycles.
Host	Rabbit
Gene ID	58
Gene Symbol	ACTA1
Species	Human, Mouse, Rat
Reactivity Notes	Cross reactivity in IHC: Mouse, Rat
Immunogen	Produced in rabbits immunized with a synthetic peptide corresponding to the N-terminus of the Human Actin.

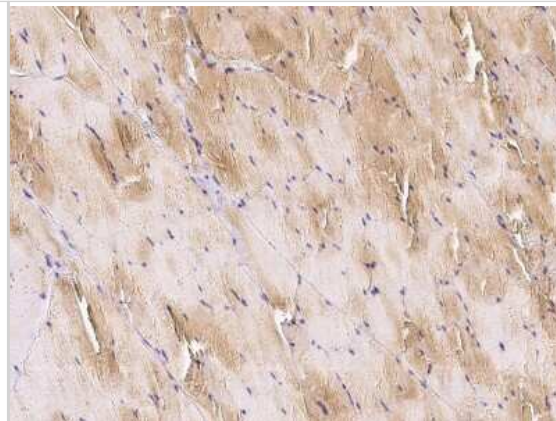
Product Application Details	
Applications	Western Blot, Immunohistochemistry, Immunohistochemistry-Paraffin
Recommended Dilutions	Western Blot 1:500-1:1000, Immunohistochemistry 1:500-1:2000, Immunohistochemistry-Paraffin 1:500-1:2000

Images

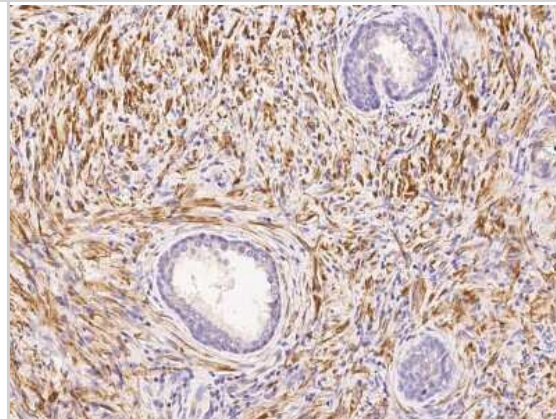
Western Blot: Actin Antibody [NBP2-98923] - Lane A: HeLa Whole Cell Lysate Lane B: A549 Whole Cell Lysate Lysates/proteins at 30 ug per lane. Secondary Goat Anti-Rabbit IgG (H&L) /Dylight 800 at 1/10000 dilution. Developed using the Odyssey technique. Performed under reducing conditions. Predicted band size:42 kDa Observed band size:45 kDa



Immunohistochemistry-Paraffin: Actin Antibody [NBP2-98923] -
Immunochemical staining Actin in rat skeletal muscle with rabbit
polyclonal antibody (1:1000, formalin-fixed paraffin embedded sections).



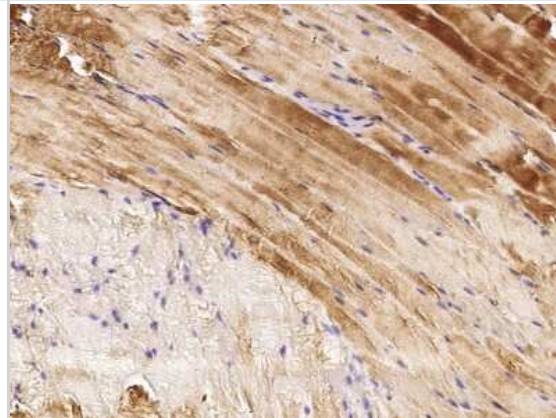
Immunohistochemistry-Paraffin: Actin Antibody [NBP2-98923] -
Immunochemical staining Actin in human prostate with rabbit polyclonal
antibody (1:1000, formalin-fixed paraffin embedded sections).



Immunohistochemistry-Paraffin: Actin Antibody [NBP2-98923] -
Immunochemical staining Actin in human skeletal muscle with rabbit
polyclonal antibody (1:1000, formalin-fixed paraffin embedded sections).



Immunohistochemistry-Paraffin: Actin Antibody [NBP2-98923] -
Immunochemical staining Actin in mouse skeletal muscle with rabbit
polyclonal antibody (1:1000, formalin-fixed paraffin embedded sections).





Novus Biologicals USA

10730 E. Briarwood Avenue
Centennial, CO 80112
USA
Phone: 303.730.1950
Toll Free: 1.888.506.6887
Fax: 303.730.1966
nb-customerservice@bio-techne.com

Bio-Techne Canada

21 Canmotor Ave
Toronto, ON M8Z 4E6
Canada
Phone: 905.827.6400
Toll Free: 855.668.8722
Fax: 905.827.6402
canada.inquires@bio-techne.com

Bio-Techne Ltd

19 Barton Lane
Abingdon Science Park
Abingdon, OX14 3NB, United Kingdom
Phone: (44) (0) 1235 529449
Free Phone: 0800 37 34 15
Fax: (44) (0) 1235 533420
info.EMEA@bio-techne.com

General Contact Information

www.novusbio.com
Technical Support: nb-technical@bio-techne.com
Orders: nb-customerservice@bio-techne.com
General: novus@novusbio.com

Products Related to NBP2-98923-100ul

HAF008	Goat anti-Rabbit IgG Secondary Antibody [HRP]
NB7160	Goat anti-Rabbit IgG (H+L) Secondary Antibody [HRP]
NBP2-24891	Rabbit IgG Isotype Control
H00000058-P01-10ug	Recombinant Human Actin GST (N-Term) Protein

Limitations

This product is for research use only and is not approved for use in humans or in clinical diagnosis. Primary Antibodies are guaranteed for 1 year from date of receipt.

For more information on our 100% guarantee, please visit www.novusbio.com/guarantee

Earn gift cards/discounts by submitting a review: www.novusbio.com/reviews/submit/NBP2-98923

Earn gift cards/discounts by submitting a publication using this product:
www.novusbio.com/publications

