

Product Datasheet

DEK Antibody - Azide and BSA Free NBP2-98888-100ul

Unit Size: 100 ul

Store at 4C short term. Aliquot and store at -20C long term. Avoid freeze-thaw cycles.

www.novusbio.com



technical@novusbio.com

Protocols, Publications, Related Products, Reviews, Research Tools and Images at:
www.novusbio.com/NBP2-98888

Updated 2/26/2025 v.20.1

Earn rewards for product
reviews and publications.

Submit a publication at www.novusbio.com/publications

Submit a review at www.novusbio.com/reviews/destination/NBP2-98888



NBP2-98888-100ul

DEK Antibody - Azide and BSA Free

Product Information

Unit Size	100 ul
Concentration	Please see the vial label for concentration. If unlisted please contact technical services.
Storage	Store at 4C short term. Aliquot and store at -20C long term. Avoid freeze-thaw cycles.
Clonality	Polyclonal
Preservative	No Preservative
Isotype	IgG
Purity	Antigen and protein A Affinity-purified
Buffer	0.2 um filtered solution in PBS

Product Description

Description	This antibody can be stored at 2C to 8C for one month without detectable loss of activity. Antibody products are stable for twelve months from date of receipt when stored at -20C to -80C. Avoid repeated freeze-thaw cycles.
Host	Rabbit
Gene ID	7913
Gene Symbol	DEK
Species	Human
Immunogen	Produced in rabbits immunized with a synthetic peptide corresponding to the center region of the Human DEK.

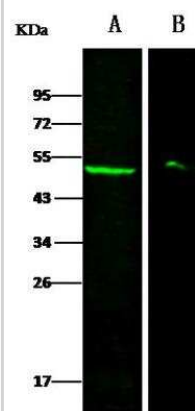
Product Application Details

Applications	Western Blot, Immunocytochemistry/ Immunofluorescence, Immunoprecipitation
Recommended Dilutions	Western Blot 1:500-1:1000, Immunocytochemistry/ Immunofluorescence 1:1500-1:50000, Immunoprecipitation 0.2-1 uL/mg of lysate

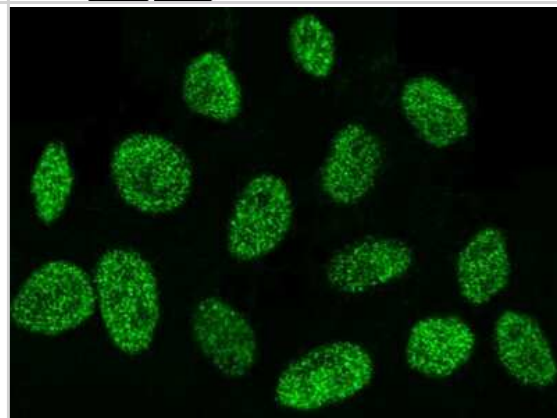


Images

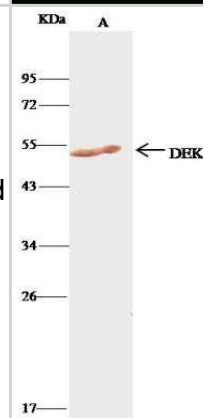
Western Blot: DEK Antibody [NBP2-98888] - Lane A: HeLa Whole Cell Lysate Lane B: K562 Whole Cell Lysate Lysates/proteins at 30 ug per lane. Secondary Goat Anti- Rabbit IgG H&L (Dylight 800) at 1/10000 dilution. Developed using the Odyssey technique. Performed under reducing conditions. Predicted band size:43 kDa Observed band size:50 kDa



Immunocytochemistry/Immunofluorescence: DEK Antibody [NBP2-98888] - Immunofluorescence staining of DEK in Hela cells. Cells were fixed with 4% PFA, permeabilized with 0.3% Triton X-100 in PBS, blocked with 10% serum, and incubated with rabbit anti-Human DEK polyclonal antibody (dilution ratio 1:5000) at 4C overnight. Then cells were stained with the Alexa Fluor\$488-conjugated Goat Anti-rabbit IgG secondary antibody (green). Positive staining was localized to nucleus.



Immunoprecipitation: DEK Antibody [NBP2-98888] - Lane A:0.5 mg K562 Whole Cell Lysate 1 uL anti-DEK rabbit polyclonal antibody and 15 ul of 50 % Protein G agarose. Primary antibody: Anti-DEK rabbit polyclonal antibody,at 1:500 dilution Secondary antibody: Clean-Bloto IP Detection Reagent (HRP) at 1:500 dilution Developed using the DAB staining technique. Performed under reducing conditions. Predicted band size: 42 kDa Observed band size: 42 kDa



**Novus Biologicals USA**

10730 E. Briarwood Avenue
Centennial, CO 80112
USA
Phone: 303.730.1950
Toll Free: 1.888.506.6887
Fax: 303.730.1966
nb-customerservice@bio-techne.com

Bio-Techne Canada

21 Canmotor Ave
Toronto, ON M8Z 4E6
Canada
Phone: 905.827.6400
Toll Free: 855.668.8722
Fax: 905.827.6402
canada.inquires@bio-techne.com

Bio-Techne Ltd

19 Barton Lane
Abingdon Science Park
Abingdon, OX14 3NB, United Kingdom
Phone: (44) (0) 1235 529449
Free Phone: 0800 37 34 15
Fax: (44) (0) 1235 533420
info.EMEA@bio-techne.com

General Contact Information

www.novusbio.com
Technical Support: nb-technical@bio-techne.com
Orders: nb-customerservice@bio-techne.com
General: novus@novusbio.com

Products Related to NBP2-98888-100ul

HAF008	Goat anti-Rabbit IgG Secondary Antibody [HRP]
NB7160	Goat anti-Rabbit IgG (H+L) Secondary Antibody [HRP]
NBP2-24891	Rabbit IgG Isotype Control
NBP2-38834PEP	DEK Recombinant Protein Antigen

Limitations

This product is for research use only and is not approved for use in humans or in clinical diagnosis. Primary Antibodies are guaranteed for 1 year from date of receipt.

For more information on our 100% guarantee, please visit www.novusbio.com/guarantee

Earn gift cards/discounts by submitting a review: www.novusbio.com/reviews/submit/NBP2-98888

Earn gift cards/discounts by submitting a publication using this product:
www.novusbio.com/publications

